



GEMINI SEA FOOD LIMITED

House # 44, Road # 16 New (Old # 27)
Dhanmondi, Dhaka-1209


We are pleased to forward herewith the un-audited First Quarterly (Q1) Financial Statements of the Company for the period ended on 30 September, 2016 in accordance with the Section 17 (1) Listing Regulation, 2015 of Dhaka Stock Exchange (DSE) .

GEMINI SEA FOOD LIMITED


House # 44, Road # 16 New (Old # 27)
Dhanmondi, Dhaka-1209


Statement of Financial Position (Un-audited) As at 30 September, 2016


Items	As on 30-09-2016 (Tk.'000')	As on 30-06-2016 (Tk.'000')
PROPERTY AND ASSETS		
Non-Current Assets		
Property, Plant and Equipment	36,804	37,653
Current Assets	418,252	324,939
Advances, Deposits & Prepayments	916	916
Bills Receivable	177,518	88,958
Closing Stock	229,981	220,046
Cash and Bank Balances	9,837	15,019
Total Assets	455,056	362,592
EQUITY AND LIABILITIES:		
Equity	30,172	23,598
Share Capital	11,000	11,000
Retained earnings	19,172	12,598
Non-Current Liabilities		
Deffered Tax	6,499	6,601
Current liabilities	418,385	332,393
Bank Loan	306,791	275,511
Trading Liabilities	100,923	48,877
Liabilities for Expenses	3,062	3,362
Liabilities for Dividend	2,787	587
Provision for WPPF	3,730	3,157
Provision for tax on additional Income U/S 82C	886	694
Provision for tax on other income	206	205
Total Equity and Liabilities	455,056	362,592
Net Assets Value (NAV) per Share	27.43	21.45


(Zakir Ahmed Zakir)
Chief Finance Officer


(AFM. Nazrul Islam)
Company Secretary


(Kazi Shahid Ahmed)
Managing Director


(Kazi Inam Ahmed)
Director


(Ameenah Ahmed)
Chairperson

GEMINI SEA FOOD LIMITED


House # 44, Road # 16 New (Old # 27)
Dhanmondi, Dhaka-1209

Statement of Comprehensive Income (Un-audited) For the 1st Quarter ended 30 September, 2016

Items	01-07-2016 to 30-09-2016 (Tk.'000')	01-07-2015 to 30-09-2015 (Tk.'000')
Revenue	458,542	257,134
Cost and Expenses:		
Cost of Goods Sold	430,865	244,731
Gross Profit	27,677	12,403
Operating Expenses		
Administrative & Selling Expenses.	6,512	2,572
Profit Before Financial Cost	21,165	9,831
Finance Cost	9,151	10,684
Profit After Financial Expenses	12,014	(853)
Non-Operating Income	0.35	122
Profit Before contribution to WPPF	12,014	(731)
Provision for WPPF	572	-
Net Profit/(Loss) before Tax	11,442	(731)
Income Tax Expenses	2,668	957
Net Profit/(Loss) after Tax	8,774	(1,688)
Earning Per Share (Per Value Tk. 10)	7.98	(1.53)



(Zakir Ahmed Zakir)
Chief Finance Officer



(AFM. Nazrul Islam)
Company Secretary



(Kazi Shahid Ahmed)
Managing Director



(Kazi Inam Ahmed)
Director



(Ameenah Ahmed)
Chairperson

GEMINI SEA FOOD LIMITED

House # 44, Road # 16 New (Old # 27)
Dhanmondi, Dhaka-1209

Statement of Changes in Equity (Un-audited) For the 1st quarter ended 30 September, 2016

Particulars	Tk. '000'			
	Share Capital	Tax Holiday Reserve	Retained Earnings	Total
As on 1 July, 2016	11,000		12,598	23,598
Final Dividend	-	-	(2,200)	(2,200)
Net profit for the period	-	-	8,774	8,774
As on 30 September, 2016	11,000	-	19,172	30,172

Statement of Changes in Equity (Un-audited) For the 1st quarter ended 30 September, 2015

Particulars	Tk. '000'			
	Share Capital	Tax Holiday Reserve	Retained Earnings	Total
As on 1 July, 2015	11,000		(6,848)	4,152
Final Dividend			-	-
Net profit for the period	-	-	(1,688)	(1,688)
As on 30 September, 2015	11,000	-	(8,536)	2,464




(Zakir Ahmed Zakir)
Chief Finance Officer



(AFM. Nazrul Islam)
Company Secretary



(Kazi Shahid Ahmed)
Managing Director



(Kazi Inam Ahmed)
Director



(Ameenah Ahmed)
Chairperson

GEMINI SEA FOOD LIMITED

House # 44, Road # 16 New (Old # 27)

Dhanmondi, Dhaka-1209

Statement of Cash Flow (Un-audited) For the 1st Quarter ended 30 September' 2016

Particulars	1st Quarter July to September'16 (Tk.'000')	1st Quarter July to September'15 (Tk. '000')
<u>A. Cash Flows From Operating Activities:</u>		
Cash Receipts from Customers	369,982	256,376
Cash Paid to Supplies	(388,147)	(401,730)
Cash paid to employees and others	(6,569)	(2,156)
Cash Generated from Operations	(24,734)	(147,510)
Interest paid	(9,151)	(10,684)
Non Operating Income	0.35	123
Income taxes paid	(2,577)	(526)
Net Cash from Operating Activities	(36,462)	(158,597)
<u>B. Cash Flows From Investing Activities:</u>		
Acquisition of Fixed Assets	-	-
<u>C. Cash Flows From Financing Activities:</u>		
Bank Overdraft paid during the period	31,280	150,837
Dividend Paid	-	-
Net Cash Provided/Used in Financing Activities	31,280	150,837
Net cash provided/used in cash and cash equivalents	(5,182)	(7,760)
Cash and Cash equivalents at beginning of period	15,018	11,258
Closing Cash in hand and Cash at Bank	9,836	3,498
Net Operating Cash Flow per Share (NOCFPS)	(33.15)	(144.18)



(Zakir Ahmed Zakir)
Chief Finance Officer




(AFM. Nazrul Islam)
Company Secretary



(Kazi Shahid Ahmed)
Managing Director



(Kazi Inam Ahmed)
Director



(Ameenah Ahmed)
Chairperson