

GEMINI SEA FOOD LIMITED
UN-AUDITED STATEMENT OF FINANCIAL POSITION
AS AT 31 DECEMBER, 2020

<u>Particulars</u>	<u>Note</u>	31/12/2020 <u>Taka</u>	30/06/2020 <u>Taka</u>
<u>ASSETS</u>			
Non-Current Assets		77,109,867	63,556,890
Property, Plant & Equipment	3.00	76,978,757	63,415,365
Intangible Assets	4.00	131,110	141,525
Current Assets		400,638,311	403,367,044
Inventories	5.00	253,303,229	257,436,197
Inter Company Receivables	6.00	-	-
Advances, Deposits & Pre-payments	7.00	96,483,863	94,075,709
Bills Receivable	8.00	10,550,582	27,085,114
Cash & Cash Equivalents	9.00	40,300,637	24,770,024
Total		477,748,178	466,923,934
<u>EQUITY & LIABILITY</u>			
Shareholders' Equity		(36,173,965)	1,005,517
Share Capital	10.00	46,963,120	46,963,120
Retained Earnings	11.00	(83,137,085)	(45,957,603)
Non-Current Liabilities		10,421,480	9,794,377
Deferred Tax Liabilities	12.00	5,652,133	5,823,696
Long Term Loan- Non current Maturity	13.00	3,048,000	2,028,000
Lease Liability- Non current Maturity	14.00	1,721,347	1,942,681
Current Liabilities		503,500,663	456,124,040
Long Term Loan-Current Maturity	13.00	1,524,000	1,014,000
Lease Liability-Current Maturity	14.00	691,668	1,037,502
Short Term Loan	15.00	477,481,021	439,935,301
Trading Liabilities	16.00	8,370,793	2,692,479
Liabilities for Expenses	17.00	6,213,812	4,669,067
Others Payable	18.00	773,356	773,356
Provision for Tax	19.00	8,446,013	6,002,335
Workers' Profit Participation Fund	20.00	-	-
Total		477,748,178	466,923,934
Net Asset Value per Share	30.00	(7.70)	0.21




(Zakir Ahmed Zakir)
Chief Financial Officer




(AFM. Nazrul Islam)
Company Secretary



(Kazi Anis Ahmed)
Director



(Kazi Inam Ahmed)
Managing Director



(Ameenah Ahmed)
Chairperson

Dated: Dhaka
27-Jan-21

GEMINI SEA FOOD LIMITED
UN-AUDITED STATEMENT OF PROFIT OR LOSS AND OTHER COMPREHENSIVE INCOME
FOR THE SECOND QUARTER ENDED 31 DECEMBER, 2020

<u>Particulars</u>	<u>Note</u>	01-07-2020 to 31-12-2020 (6 months)	01-10-2020 to 31-12-2020 (3 months) <u>Taka</u>	01-07-2019 to 31-12-2019 (6 months)	01-10-2019 to 31- 12-2019 (3 months) <u>Taka</u>
Revenue	21.00	67,642,709	67,642,709	311,509,127	126,762,029
Cost of Goods Sold	22.00	69,526,321	63,496,458	271,958,774	108,590,268
Gross Profit/(Loss)		(1,883,612)	4,146,251	39,550,353	18,171,761
GP %		-3%	6%	13%	14%
Operating Expenses		12,396,672	7,348,511	16,405,220	7,282,601
Administrative Expenses	23.00	10,950,034	5,901,873	12,051,497	6,010,068
Selling & Marketing Expenses	24.00	1,446,638	1,446,638	4,353,723	1,272,533
Operating Income		(14,280,284)	(3,202,260)	23,145,133	10,889,160
Other Income	25.00	185,643	185,643	201,330	158,987
Financial Expenses	26.00	20,812,726	10,623,195	20,690,818	11,064,747
Net Profit/(Loss) before WPPF		(34,907,367)	(13,639,812)	2,655,645	(16,600)
Contribution to Workers' Profit Participation Fund	27.00	-	-	132,782	-
Net Profit/(Loss) before Tax		(34,907,367)	(13,639,812)	2,522,863	(16,600)
Income Tax Expenses	28.00	(2,272,115)	(1,596,128)	(4,435,168)	(4,009,723)
Current Tax	28.01	(2,443,678)	(1,682,378)	(4,571,337)	(4,068,289)
Deferred Tax	28.02	171,563	86,250	136,169	58,566
Net Profit/(Loss) after Tax		(37,179,482)	(15,235,940)	(1,912,305)	(4,026,323)
Earnings per Share	29.00	(7.92)	(3.24)	(0.41)	(0.86)




(Zakir Ahmed Zakir)
Chief Financial Officer



(AFM. Nazrul Islam)
Company Secretary



(Kazi Anis Ahmed)
Director



(Kazi Inam Ahmed)
Managing Director



(Ameenah Ahmed)
Chairperson

Dated: Dhaka
27-Jan-21

GEMINI SEA FOOD LIMITED
UN-AUDITED STATEMENT OF CASH FLOWS
FOR THE SECOND QUARTER ENDED 31 DECEMBER, 2020


<u>Particulars</u>	01-07-2020 to 31- 12-2020 (6 months) <u>Taka</u>	01-07-2019 to 31- 12-2019 (6 months) <u>Taka</u>
Cash Flows from Operating Activities		
Receipts from Customers & Others	84,177,241	364,971,196
Cash received from & others	185,643	-
Paid to Suppliers, Employees & Others	(68,828,920)	(340,685,412)
Interest Paid	(20,812,726)	(20,690,818)
Income Taxes Paid	(2,397,267)	(4,645,316)
Net Cash Generated from Operating Activities	<u>(7,676,029)</u>	<u>(1,050,350)</u>
Cash Flows from Investing Activities		
Acquisition of Property, Plant & Equipment	(15,301,910)	(193,320)
Net Cash used in Investing Activities	<u>(15,301,910)</u>	<u>(193,320)</u>
Cash Flows from Financing Activities		
Long term loan	1,530,000	-
Short Term Loan from/(Repayment)	37,545,720	42,851,016
Finance Lease	(567,168)	-
Inter Company	-	-
Net Cash Generated from Financing Activities	<u>38,508,552</u>	<u>42,851,016</u>
Net Cash Increase in Cash & Cash Equivalents	15,530,613	41,607,346
Cash & Cash Equivalents at the Beginning of the period	<u>24,770,024</u>	<u>23,130,547</u>
Cash & Cash Equivalents at the End of the period	<u>40,300,637</u>	<u>64,737,893</u>
Net Operating Cash Flows per Share	31.00	(1.63)
		(0.22)




(Zakir Ahmed Zakir)
Chief Financial Officer



(AFM. Nazrul Islam)
Company Secretary



(Kazi Anis Ahmed)
Director



(Kazi Inam Ahmed)
Managing Director



(Ameenah Ahmed)
Chairperson

Dated: Dhaka
27-Jan-21

GEMINI SEA FOOD LIMITED
UN-AUDITED STATEMENT OF CHANGES IN EQUITY
FOR THE SECOND QUARTER ENDED 31 DECEMBER, 2020

Particulars	Share Capital	Retained Earnings	Total
Balance as on 01-07-2020	46,963,120	(45,957,603)	1,005,517
Stock Dividend Issued	-	-	-
Net Profit/ Loss for the period		(37,179,482)	(37,179,482)
Balance as on 31-12-2020	46,963,120	(83,137,085)	(36,173,965)
Particulars	Share Capital	Retained Earnings	Total
Balance as on 01-07-2019	42,693,750	4,476,340	47,170,090
Addition of Bonus Share during the year	4,269,370	(4,269,370)	-
Addition during the year		(1,912,305)	(1,912,305)
Balance as on 31-12-2019	46,963,120	(1,705,335)	45,257,785




(Zakir Ahmed Zakir)
Chief Financial Officer




(AFM. Nazrul Islam)
Company Secretary



(Kazi Anis Ahmed)
Director



(Kazi Inam Ahmed)
Managing Director



(Ameenah Ahmed)
Chairperson

Dated: Dhaka
27-Jan-21