

GEMINI SEA FOOD LIMITED

STATEMENT OF FINANCIAL POSITION AS AT 30TH SEPTEMBER, 2022

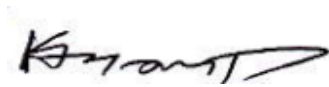
<u>Particulars</u>	<u>Note</u>	<u>30/09/2022</u> <u>Taka</u>	<u>30/06/2022</u> <u>Taka</u>
ASSETS			
Non-Current Assets		83,962,890	84,962,510
Property, Plant & Equipment	3.00	74,961,347	75,610,258
Intangible Assets	4.00	9,001,543	9,352,252
Current Assets		700,334,280	683,914,398
Inventories	5.00	406,975,128	402,002,317
Advances, Deposits & Pre-payments	6.00	162,130,081	156,549,289
Bills Receivable	7.00	58,748,602	45,758,829
Cash & Cash Equivalents	8.00	72,480,469	79,603,963
Total		784,297,170	768,876,908
EQUITY & LIABILITY			
Shareholders' Equity		86,459,900	61,501,669
Share Capital	9.00	46,963,120	46,963,120
Retained Earnings	10.00	39,496,780	14,538,549
Non-Current Liabilities		15,545,668	2,856,874
Deferred Tax Liabilities	11.00	2,428,343	2,548,298
Long Term Loan- Non current Maturity	12.00	-	-
Lease Liability- Non current Maturity	13.00	-	308,576
Long Term Loan- Non current Maturity	14.00	13,117,325	-
Current Liabilities		682,291,602	704,518,366
Long Term Loan-Current Maturity	12.00	1,132,667	1,808,667
Lease Liability-Current Maturity	13.00	512,804	943,740
Long Term Loan-Current Maturity	14.00	31,481,575	-
Short Term Loan	15.00	581,596,575	642,911,279
Trading Liabilities	16.00	40,336,619	35,992,480
Liabilities for Expenses	17.00	9,848,068	11,397,488
Unclaimed dividend	18.00	104,864	137,355
Provision for Tax	19.00	12,161,556	7,676,643
Workers' Profit Participation Fund	20.00	5,116,874	3,650,714
Total		784,297,170	768,876,908
Net Asset Value per Share	30.00	18.41	13.10



(Firoz Alam)
Chief Financial Officer



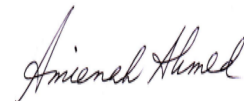
(AFM. Nazrul Islam)
Company Secretary



(Kazi Nabil Ahmed)
Director



(Kazi Inam Ahmed)
Managing Director




(Ameenah Ahmed)
Chairperson

Dated: Dhaka
13 November, 2022

GEMINI SEA FOOD LIMITED

STATEMENT OF PROFIT OR LOSS AND OTHER COMPREHENSIVE INCOME FOR THE FIRST QUARTER ENDED 30TH SEPTEMBER, 2022


<u>Particulars</u>	<u>Note</u>	<u>01-07-2022 to</u> <u>30-09-2022</u> <u>(3 months)</u> <u>Taka</u>	<u>01-07-2021 to 30-</u> <u>09-2021 (3</u> <u>months)</u> <u>Taka</u>
Revenue	21.00	248,055,413	228,432,028
Cost of Goods Sold	22.00	191,151,178	196,414,868
Gross Profit/(Loss)		56,904,235	32,017,160
Operating Expenses		12,836,703	10,018,453
Administrative Expenses	23.00	6,415,136	5,212,655
Selling & Marketing Expenses	24.00	6,421,567	4,805,798
Operating Income		44,067,532	21,998,707
Other Income	25.00	1,826,724	179,717
Financial Expenses	26.00	15,104,906	12,083,565
Net Profit/(Loss) before WPPF		30,789,350	10,094,859
Contribution to Workers' Profit Participation Fund	27.00	1,466,160	480,708
Net Profit/(Loss) before Tax		29,323,190	9,614,151
Income Tax Expenses	28.00	4,364,958	2,292,507
Current Tax	28.01	4,484,913	2,374,128
Deferred Tax	28.02	(119,954)	(81,621)
Net Profit/(Loss) after Tax		24,958,232	7,321,644
Earnings per Share	29.00	5.31	1.56



(Firoz Alam)
Chief Financial Officer



(AFM. Nazrul Islam)
Company Secretary



(Kazi Nabil Ahmed)
Director



(Kazi Inam Ahmed)
Managing Director



(Ameenah Ahmed)
Chairperson

Dated: Dhaka
13 November, 2022

GEMINI SEA FOOD LIMITED
UN-AUDITED STATEMENT OF CHANGES IN EQUITY
FOR THE FIRST QUARTER ENDED 30 SEPTEMBER, 2022

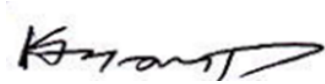
Particulars	Share Capital	Retained Earnings	Total
Balance as on 01-07-2022	46,963,120	14,538,549	61,501,669
Stock/Cash Dividend Issued	-	-	-
Net Profit/ Loss for the period		24,958,232	24,958,232
Balance as on 30-09-2022	46,963,120	39,496,780	86,459,900
Particulars	Share Capital	Retained Earnings	Total
Balance as on 01-07-2021	46,963,120	(42,576,942)	4,386,178
Addition during the year		7,321,644	7,321,644
Balance as on 30-09-2021	46,963,120	(35,255,298)	11,707,822



(Firoz Alam)
Chief Financial Officer



(AFM. Nazrul Islam)
Company Secretary



(Kazi Nabil Ahmed)
Director



(Kazi Inam Ahmed)
Managing Director




(Ameenah Ahmed)
Chairperson

Dated: Dhaka
13 November, 2022


GEMINI SEA FOOD LIMITED

STATEMENT OF CASH FLOWS
FOR THE FIRST QUARTER ENDED 30 SEPTEMBER, 2022

<u>Particulars</u>	01-07-2022 to 30-09-2022 (3 months)	01-07-2021 to 30-09- 2021 (3 months)
	<u>Taka</u>	<u>Taka</u>
Cash Flows from Operating Activities		
Receipts from Customers & Others	235,065,640	226,502,152
Cash received from & others	1,826,724	179,717
Paid to Suppliers, Employees & Others	(206,479,127)	(233,045,691)
Interest Paid	(15,104,906)	(12,083,565)
Dividend paid during the year	(32,491)	-
Income Taxes Paid	(4,164,568)	(2,411,692)
Net Cash Generated from Operating Activities	<u>11,111,272</u>	<u>(20,859,079)</u>
Cash Flows from Investing Activities		
Acquisition of Property, Plant & Equipment	(103,450)	(3,400)
Net Cash used in Investing Activities	<u>(103,450)</u>	<u>(3,400)</u>
Cash Flows from Financing Activities		
Long term loan	43,922,900	(732,333)
Short Term Loan from/(Repayment)	(61,314,704)	22,911,720
Finance Lease	(739,512)	(148,677)
Net Cash Generated from Financing Activities	<u>(18,131,316)</u>	<u>22,030,710</u>
Net Cash Increase/decrease in Cash & Cash Equivalents	<u>(7,123,494)</u>	<u>1,168,231</u>
Cash & Cash Equivalents at the Beginning of the period	<u>79,603,963</u>	<u>49,535,725</u>
Cash & Cash Equivalents at the End of the period	<u>72,480,469</u>	<u>50,703,956</u>
Net Operating Cash Flows per Share	31.00	2.37
		(4.44)



(Firoz Alam)
Chief Financial Officer



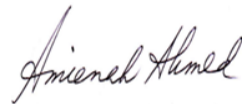
(AFM. Nazrul Islam)
Company Secretary



(Kazi Nabil Ahmed)
Director



(Kazi Inam Ahmed)
Managing Director



(Ameenah Ahmed)
Chairperson

Dated: Dhaka
13 November, 2022

	30/09/2022	30/06/2022
	<u>Taka</u>	<u>Taka</u>
3.00 Property, Plant & Equipment:		
Cost:		
Opening Balance	180,960,564	179,281,214
Add: Addition during the period/year	103,450	1,679,350
Closing Balance	<u>181,064,014</u>	<u>180,960,564</u>
Depreciation:		
Opening Balance	105,350,306	102,086,422
Add: Addition during the period/year	752,361	3,263,884
Closing Balance	<u>106,102,667</u>	<u>105,350,306</u>
Written down value	<u>74,961,347</u>	<u>75,610,258</u>

Details are given in Annexure-A with the report.

4.00 Intangible Assets:

Cost:		
Opening Balance	10,180,000	180,000
Add: Addition during the period/year	-	10,000,000
Closing Balance	<u>10,180,000</u>	<u>10,180,000</u>
Depreciation:		
Opening Balance	827,748	59,704
Add: Addition during the period/year	350,709	768,044
Closing Balance	<u>1,178,457</u>	<u>827,748</u>
Written down value	<u>9,001,543</u>	<u>9,352,252</u>

Details are given in Annexure-B with the report.

5.00 Inventories:

Finished Goods (Note 5.01)	398,553,753	391,540,256
Packing & Consumable Stores (Note 5.02)	8,421,375	10,462,061
Total	<u>406,975,128</u>	<u>402,002,317</u>

5.01 Finished Goods:

	Qty in Kgs		
Galda	195,229	263,588,077	212,234,344
Bagda	139,992	133,400,323	126,386,826
Others	3,184	1,565,353	1,565,353
		-	51,353,733
Total		<u>398,553,753</u>	<u>391,540,256</u>

5.02 Packing & Consumable Stores:

Master & Inner Cartoons	5,861,176	6,811,768
Electrical	218,611	213,925
Hardware	797,194	865,652
Chemicals	1,090,107	1,994,781
Stationery	143,182	110,761
Diesel & Lubricants	266,195	411,467
Cleaning Materials	44,910	53,707
Total	<u>8,421,375</u>	<u>10,462,061</u>

Closing inventories have been valued at lower of cost and NRV. The Company is availing working capital loan facilities against pledge of finished goods. The basis of valuation is stated in Note-2.11.

	30/09/2022 <u>Taka</u>	30/06/2022 <u>Taka</u>
6.00 Advances, Deposits & Pre-payments:		
Employee Advances	4,331,326	2,520,982
Advance to Suppliers	147,986,557	148,380,677
Advance Income Tax (Note-6.01)	9,411,848	5,247,280
Deposits:		
Security Deposit-T & T Board against Telex	131,350	131,350
Security Deposit-Sadharan Bima Corporation against CAD	10,000	10,000
Security Deposit-PDB against New Transformer	231,000	231,000
Security Deposit-Linde Bangladesh Ltd.	28,000	28,000
Total	162,130,081	156,549,289

Advance: These advances are un-secured but good and subsequently realized and/or adjusted.

Deposits: These balances represent security deposits made by the Company for electric connection, T&T Board, Insurance and Oxygen purposes.

In the opinion of the Directors, all current assets, investments, loans and advances are on realization in the ordinary course of business, a value at least equal to the amounts at which they are stated in the Statement of Financial Position.

There is no claim against the Company, which can be acknowledged as debt.

No amount was due by the Directors (including Managing Director) and managing agents of the Company and any of them severally or jointly with any other person.

6.01 Advance Income Tax:

Opening Balance	5,247,280	6,545,979
Add: Addition during the year	4,164,568	5,247,280
	9,411,848	11,793,259
Less: Adjusted during the year	-	6,545,979
Closing Balance	9,411,848	5,247,280

6.01.1 Details of addition of AIT during the year is as follows:

AIT deducted against Export as Turnover	1,157,968	3,853,880
AIT deducted against Cash Incentive as Turnover	2,961,600	1,264,400
AIT deducted against Import & Others	45,000	129,000
Total	4,164,568	5,247,280

7.00 Bills Receivable:

A. Export:

Opening Balance	13,488,554	-
Add: Additions during the period/year export	231,593,670	683,660,114
	245,082,224	683,660,114
Less: Received during the period/year	205,449,640	670,171,560
	39,632,584	13,488,554

B. Cash incentive:

Opening Balance	32,270,275	2,078,272
Add: Additions during the year	16,461,743	42,836,003
	48,732,018	44,914,275
Less: Received during the year	29,616,000	12,644,000
	19,116,018	32,270,275

Total (A+B)

58,748,602	45,758,829
-------------------	-------------------

The above amounts are unsecured but good and have been subsequently realized. No provision was made for bad debt during the period under review.

No amount was due by the Directors (including Managing Director) or any other official of the Company.

Aging of the above cash incentive is given below:

Particulars	1-3 months	Total
Cash Incentive	-	-
Total	-	-

	30/09/2022	30/06/2022
	<u>Taka</u>	<u>Taka</u>
8.00 Cash & Bank Balances:		
Cash in Hand (including all Depots)	48,642,521	37,221,934
Cash at Bank		
Bangladesh Krishi Bank Ltd., Khulna Br., CD A/C No. 1301-0210007431	13,510,926	32,407,121
Bangladesh Krishi Bank Ltd., Khulna, Retention Quota A/C No. 002	30,313	30,313
Prime Bank Ltd., Satmosjid Road Br., CD A/C No. 12711080020847	199,277	199,277
Dutch-Bangla Bank Ltd., Satmosjid Road Br., CD A/C No. 0171110000003270	1,407,804	617,398
United Commercial Bank Ltd., Principal Br., STD A/C No. 0013301000000264	7,860,870	7,893,361
Modhumoti Bank Ltd., Motijheel Br., CD A/C No. 110111100000483	87,921	87,921
Dhaka Bank Ltd. Dhanmondi Br. STD A/C # 2261500000819	66,875	66,875
Bank Asia Ltd., Satmosjid Road Br., A/C No. 06933000723	673,962	1,079,763
Total	<u>72,480,469</u>	<u>79,603,963</u>

The bank balances have been confirmed and reconciled with respective bank statements.

9.00 Share Capital:**Authorized Capital:**

40,000,000 Ordinary Shares of Tk. 10.00 each

30/09/2022

30/06/2022

TakaTaka400,000,000400,000,000**Issued, Subscribed and Paid-up:**

4696312 Ordinary Shares of Tk. 10.00 each fully paid-up

46,963,12046,963,120**Split of Face Value of Share:**

A special resolution is passed and duly certified from RJSC dated 02 November, 2011 that the Company's face value of share is reduced from Tk. 100 to Tk. 10.

Shareholding Position is as follows:

Sl. No.	Name of shareholders	Percentage of Shareholdings		Number of Shares	
		30-09-2022	30-06-2022	30-09-2022	30-06-2022
1	Directors/Sponsors	33.65%	33.65%	1,580,108	1,580,108
2	Financial Institutions	6.42%	9.42%	301,503	442,393
3	Foreign	0.33%	0.34%	15,498	15,967
4	General Public	59.60%	56.59%	2,799,203	2,657,844
Total		100.00%	100.00%	4,696,312	4,696,312

Details of the Shareholding is given below:

The distribution schedule showing the number of Shareholders and their shareholding in percentage has been disclosed below as the requirement of the "Listing Regulation" of Dhaka Stock Exchange Limited.

Range of holdings in number of Shares	No. of Shareholders		Holding %	
	30-09-2022	30-06-2022	30-09-2022	30-06-2022
Less than 500 shares	3238	3,536	7.65%	8.17%
500 to 5,000 shares	976	1,097	30.38%	32.77%
5,001 to 10,000 shares	62	57	9.37%	8.43%
10,001 to 20,000 shares	24	21	7.17%	6.07%
20,001 to 30,000 shares	8	7	4.11%	3.65%
30,001 to 40,000 shares	4	5	2.77%	3.79%
40,001 to 50,000 shares	1	2	0.94%	1.94%
50,001 to 100,000 shares	4	2	5.96%	3.53%
100,001 to 1,000,000 shares	5	5	31.65%	31.65%
1,000,001 to 10,000,000 shares	0	-	0.00%	0.00%
10,000,001 to above shares	-	-	-	-
Total	4,322	4,732	100%	100%

Option on Un-Issued Shares:

There is no option regarding the authorized capital not yet issued but can be used to increase the paid-up capital through the issuance of new shares against cash contribution and bonus.

Market Price:

The shares of the Company is listed with Dhaka Stock Exchange and quoted at Tk. 394.30 per share in the Dhaka Stock Exchange on 30 September, 2022.

	30/09/2022	30/06/2022
		<u>Taka</u>
10.00 Retained Earnings:		
Opening Balance	14,538,549	(42,576,942)
Add: Profit during the year	24,958,232	58,673,592
Less: Cash/Bonus transferred to Share Capital	-	(1,558,102)
Closing Balance	<u>39,496,780</u>	<u>14,538,549</u>

11.00 Deferred Tax Liabilities:

Balance as on 01 July 22	2,548,298	4,926,510
Add: (Reduction)/addition during the period/year	(119,954)	(2,378,212)
Total	<u>2,428,343</u>	<u>2,548,298</u>

Details are given in Annexure-C.

12.00 Long Term Loan:

BKB, Khulna Br., Covid 19 A/C No. 1301-1058000717	377,555	602,889
BKB, Khulna Br., Covid 19 A/C No. 1301-1058000744	377,556	602,889
BKB, Khulna Br., Covid 19 A/C No. 1301-1058000762	377,556	602,889
Total	1,132,667	1,808,667

Non-Current Maturity

Bangladesh Krishi Bank Limited, Khulna Branch

Sub-Total

-

-

Current Maturity

Bangladesh Krishi Bank Limited, Khulna Branch

Sub-Total

1,132,667

1,808,667

Total

1,132,667

1,808,667

The details of the loan is as under:

Bank Name: Bangladesh Krishi Bank Ltd., Khulna Br., A/C No. 1301-1058000717

Nature: Stimulage Package Loan

Sanction Limit: 15,21,000

Interest Rate: 2.00% Service Charges

Security: Advance Cheque

Bank Name: Bangladesh Krishi Bank Ltd., Khulna Br., A/C No. 1301-1058000744

Nature: Stimulage Package Loan

Sanction Limit: 15,21,000

Interest Rate: 2.00% Service Charges

Security: Advance Cheque

Bank Name: Bangladesh Krishi Bank Ltd., Khulna Br., A/C No. 1301-1058000762

Nature: Stimulage Package Loan

Sanction Limit: 15,21,000

Interest Rate: 2.00% Service Charges

Security: Advance Cheque

13.00 Lease Liability-Non-Current Maturity:

Non-Current Maturity

Bank Asia Ltd.

-

308,576

Sub-Total

-

308,576

	30/09/2022	30/06/2022
Current Maturity		<u>Taka</u>
Bank Asia Ltd.	512,804	943,740
Sub-Total	512,804	943,740
Total	512,804	1,252,316

Bank Name: Bank Asia Ltd., Satmosjid Br., Dhaka A/C No. 06935000125
Nature: Lease Finance
Sanction Limit: 5,000,000
Term: 5 years
Interest Rate: 9% (Variable)
Security: Vehicle

14.00 Long Term Loan-Non-Current Maturity:

Non-Current Maturity		
BKB, Khulna Br. A/C No. 1301-0134004427	13,117,325	-
	13,117,325	-
Current Maturity		
BKB, Khulna Br. A/C No. 1301-0134004427	31,481,575	-
Sub-Total	31,481,575	-
Total	44,598,900	-

Bank Name: Bangladesh Krishi Bank. Khulna Corporate Br. A/C No. 1301-0134004427
Nature: Term loan
Sanction Limit: 5,00,00,000
Term: 18 months
Interest Rate: 9% (Variable)
Security: Land

15.00 Short Term Loan:

Bangladesh Krishi Bank Ltd., Khulna Br., CC Pledge A/C No.130-0135000018	204,451,505	202,483,731
Bangladesh Krishi Bank Ltd., Khulna Br., CC Hypo A/C No.130-0134003222	306,629,229	306,175,453
BKBL, Khulna Br., Cash Credit Hypo A/C No. 1301-0134004427	-	46,157,940
Foreign Bill Purchase, A/C No. 1301- 1017000777	28,316,517	31,892,904
Foreign Bill Purchase, A/C No. 1301- 1017000768	29,084,244	33,477,726
Cash Incentive , A/C No. 1301 1058000904	2,088,256	9,961,700
Cash Incentive , A/C No. 1301 1058000931	8,982,489	-
Cash Incentive , A/C No. 1301 1058000922	2,044,335	12,761,825
Total	581,596,575	642,911,279

The details of the loan is as under:

Bank Name: Bangladesh Krishi Bank Ltd., Khulna Br., A/C No.130-0135000018
Nature: CC Pledge (Working Capital)
Sanction Limit: 200,000,000
Expiry Date: 31-12-2022
Interest Rate: 9.00% (Variable)
Renewal Status: Renewed
Security: 1.30 acre land at factory premises, factory building, plant & machineries, inventories and personal guarantee of every Director.

Bank Name: Bangladesh Krishi Bank Ltd., Khulna Br., A/C No.130-0134003222
Nature: CC Hypo (Working Capital)
Sanction Limit: 300,000,000
Expiry Date: 31-12-2022

30/09/2022

30/06/2022

Taka

Interest Rate: 9.00% (Variable)

Renewal Status: Renewed

Security: 1.30 acre land at factory premises, factory building, plant & machineries, inventories and personal guarantee of every

Bank Name: Bangladesh Krishi Bank Ltd., Khulna Br., A/C No.130-0134004427

Nature: CC Hypo, Covid 19

Sanction Limit: 5,00,00,000

Expiry Date: 31-12-2023

Interest Rate: 9.00% (Variable)

Renewal Status: Renewed

Security: 1.30 acre land at factory premises, factory building, plant & machineries, inventories and personal guarantee of every

Bank Name: Bangladesh Krishi Bank Ltd., Khulna Br., A/C No. 1301-1017000777

Nature: Foreign Bill Purchase (FBP)

Sanction Limit: 3,40,35,600

Expire Date : 30-03-2023

Interest Rate: 9.00% (Variable)

Security: Personal Guarrantee

Bank Name: Bangladesh Krishi Bank Ltd., Khulna Br., A/C No. 1301-1017000768

Nature: Foreign Bill purchase

Sanction Limit: 3,60,01,800

Expire Date: 30-03-2023

Interest Rate: 9.00% (Variable)

Security: Personal Guarrantee

Bank Name: Bangladesh Krishi Bank Ltd., Khulna Br., A/C No. 1301-1058000904

Nature: Cash Incentive Loan

Sanction Limit: 70% of Export

Interest Rate: 9.00% (Variable)

Security: Cash incentive.

Bank Name: Bangladesh Krishi Bank Ltd., Khulna Br., A/C No. 1301-1058000922

Nature: Cash Incentive Loan

Sanction Limit: 70% of Export

Interest Rate: 9.00% (Variable)

Security: Cash incentive.

16.00 Trading Liabilities:

Dhoni Fish	1,643,506	1,843,506
Hazi Fish	23,940,416	19,888,171
Mosaddek Hossain Mahy	985	985
Nasim	2,285,484	2,160,364
Sheik Enterprise	6,052,649	3,964,604
Dream Land	2,613,064	4,127,494
M/S Tungipara Enterprise	1,049,885	1,886,455
M/S Dhrubo Enterprise	1,355	1,355
G Agro	105,910	74,565
Islam Enterprise	1,620	1,620
Khanjahan Ali Traders	66,240	126,240
Nalta Ahsania Fish	2,564,131	1,905,746
Mayer Doa	190	190
Zico Fish	11,185	11,185
Total	40,336,619	35,992,480

30/09/2022

30/06/2022

Taka

Shrimps are purchased directly from the Shrimps cultivators i.e. the owner of the Gher and price are fixed after bargaining on the respective day of the purchase. All suppliers were paid on a regular basis.

17.00 Liabilities for Expenses:

Electricity Bill	1,176,015	1,587,624
Audit Fees	250,000	200,000
Corporate Governance Audit Fees	92,500	75,000
Salary & Wages	6,135,052	5,977,859
Provision for VAT	93,413	86,250
Provision for Tax	72,249	64,140
Others	2,028,839	3,406,615
Total	9,848,068	11,397,488

Most of the outstanding liabilities have subsequently been paid;

No liabilities in the Statement of Financial Position are at a value less than the amount at which it is repayable at the date of the Statement of Financial Position.

18.00 Unclaimed Dividend:

Opeing balance	137,355	772,603
Add during the year 2022	-	1,558,102
Less transfer to CMSF	32,491	589,095
Less paid during the year	-	1,604,255
Closing Balance	104,864	137,355

Payable for cash dividend represents both un-claimed and un-paid dividend to shareholders.

19.00 Provision for Tax:

Opening Balance	7,676,643	6,545,979
Addition during the year	4,484,913	7,676,643
	12,161,556	14,222,622
Adjustment made during the year	-	6,545,979
Closing Balance	12,161,556	7,676,643

20.00 Workers' Profit Participation Fund:

Opening Balance	3,650,714	452,113
Add: Addition during the period/year	1,466,160	3,198,601
	5,116,874	3,650,714
Less: Paid during the period/year	-	-
Closing Balance	5,116,874	3,650,714

	01-07-22 to 30-09-22	01-07-21 to 30-09-21
	<u>Taka</u>	<u>Taka</u>
21.00 Revenue:		
Shrimp Export	231,593,670	213,858,152
Cash Subsidy	16,461,743	14,573,876
Total	<u>248,055,413</u>	<u>228,432,028</u>
Sales Return		
Export Return	-	-
Subsidy Return	-	-
Net Revenue	<u>248,055,413</u>	<u>228,432,028</u>

The demand and price of BT Shrimps are under pressure in the global competitive market because of aggression of new species Venami. On the other hand, Fresh Water Shrimp market in USA slowly increasing due to improving of COVID 19 situation. Moreover the entire global market was down in 2022-2023 due to Russia Ukraine war.

22.00 Cost of Goods Sold:

Opening Stock of Packing & Consumable Stores	10,462,061	12,366,836
Raw Material Consumed	181,499,680	207,080,272
Direct Expenses (Note-22.01)	5,501,978	6,495,165
Manufacturing Overhead (Note-22.02)	9,122,332	8,883,978
	<u>206,586,051</u>	<u>234,826,251</u>
Less: Closing Stock of Packing & Consumable Stores	8,421,376	12,298,274
	<u>198,164,675</u>	<u>222,527,977</u>
Opening Finished Goods	391,540,256	248,697,797
Finished Goods available for Sale	589,704,931	471,225,774
Less: Closing Finished Goods	398,553,753	274,810,906
Total	<u>191,151,178</u>	<u>196,414,868</u>

22.01 Direct Expenses:

Wages & Labour Charges	5,501,978	6,495,165
Total	<u>5,501,978</u>	<u>6,495,165</u>

22.02 Manufacturing Overhead:

Carriage Inward	29,000	4,880
Electricity & Power	3,858,639	4,074,036
Diesel & Lubricants	1,389,780	208,000
Consumable Materials	3,429,376	4,135,354
Depreciation	415,537	461,708
Total	<u>9,122,332</u>	<u>8,883,978</u>

	01-07-22 to 30-09-22	01-07-21 to 30-09-21
	<u>Taka</u>	<u>Taka</u>
23.00 Administrative Expenses:		
Salary & Allowances	2,602,236	2,957,211
Director Remuneration	1,020,000	1,020,000
Printing & Stationery	1,456	452
Entertainment	2,340	2,060
Traveling & Conveyance	15,233	4,447
Car Expenses	39,235	42,645
Postage & Telegram	11,255	18,666
Telephone & Fax	33,984	15,700
Renewal Fees	1,251,129	233,317
Audit Fees	50,000	50,000
Corporate Governance Audit Fees	17,500	25,000
Repairs & Maintenance	121,603	26,977
Insurance Premium	453,504	416,382
Electricity Bill	36,000	36,000
Miscellaneous Expenses	60,238	11,400
VAT Expenses	10,140	11,667
Tax Expenses	1,750	7,778
Depreciation	336,824	328,442
Amortization of Intangible Assets	350,709	4,511
Total	6,415,136	5,212,655
24.00 Selling & Distribution Expenses:		
Sea Freight	4,880,554	3,633,362
Inspection Expenses	502,506	376,530
Sales Commission	1,038,507	795,906
Total	6,421,567	4,805,798
25.00 Other Income:		
Bank Interest	-	-
Wastage Sales	1,826,724	179,717
Total	1,826,724	179,717
26.00 Financial Expenses:		
Cash Credit Pledge A/C No. 1301-0135000018	4,580,124	4,573,079
Cash Credit Hypo A/C No. 1301-0134003222	6,934,088	6,350,223
Cash Credit Hypo A/C No. 1301-0134004427	1,060,323	575,213
Cash Incentive , A/C No. 1301 1058000904	58,581	-
Cash Incentive , A/C No. 1301 1058000922	61,768	-
Loan against Incentive A/C No. 1301-1058000931	4,489	-
Foreign Bill Purchase, A/C No. 1301- 1017000777	719,786	-
Foreign Bill Purchase, A/C No. 1301- 1017000768	753,108	-
Interest against L/C at Sight	400,112	-
Bank Charges & Commission	187,728	111,571
Bill Negotiation & FCC Charges	327,021	429,652
Lease Financial Expenses	17,778	43,827
Total	15,104,906	12,083,565

27.00 Contribution to Workers' Profit Participation Fund:

This represents 5% of the net profit after charging such contribution but before tax contribution by the Company as per provisions of Bangladesh Labour Act (Amendments), 2013.

28.00 Income Tax Expenses:

Current Tax (Note-28.01.01)	4,484,913	2,374,128
Deferred Tax (Note-28.02)	(119,954)	(81,621)
Total	4,364,958	2,292,507

28.01 Current Tax:

AIT deducted against Export as Turnover	1,157,968	1,069,292
AIT deducted against Cash Incentive as Turnover	2,961,600	1,264,400
Others Income	365,345	40,436
	4,484,913	2,374,128

28.01.1 Calculation of Current Tax:

AIT against Export, Incentive and Others	4,484,913	2,374,128
Corporate Tax on 12%	3,518,783	2,163,184
Turnover Tax is 0.60%	1,488,332	1,370,592

Current Tax is Higher on the above, so current tax is **4,484,913** **2,374,128**

28.01.2 Current Tax on Other Income:

Bank Interest @ 20%	-	-
Wastage Sales @ 20%	365,345	40,436
Total	365,345	40,436

28.02 Deferred Tax:

Closing Deferred Tax Liabilities	2,428,343	4,844,889
Opening Deferred Tax Liabilities	2,548,298	4,926,510
	(119,954)	(81,621)

29.00 Earnings per Share (EPS):

The Computation of EPS is given below:

Earning attributable to the Shareholders (net profit after tax)	24,958,232	7,321,644
Weighted average number of Shares	4,696,312	4,696,312
Earnings per Share (EPS)	5.31	1.56

EPS has been increased from 1.56 to 5.31 compared to previous period. The reason is mainly for increase of export with incremental rate and reduced of cost of raw amterials .

30.00 Net Asset Value (NAV) per Share:

The Computation of NAV is given below:

Net Assets	86,459,900	61,501,669
Number of Shares outstanding during the period	4,696,312	4,696,312
Net Asset Value per Share (NAV)	18.41	13.10

NAV has been increased from 13.10 to 18.41 due to earned profit during the period.

31.00 Net Operating Cash Flows per Share (NOCFPS):

The Computation of NOCPS is given below:

Net Cash Generated from Operating Activities	11,111,272	(20,859,079)
Weighted average number of Shares	4,696,312	4,696,312
Net Operating Cash Flows per Share (NOCFPS)	2.37	(4.44)

The significant increased in NOCPS is mainly secured for higher GP

32.00 Related Notes for Statement of Cash Flows:**Collection from Customers & Others:**

Turnover from P/L	248,055,413	228,432,028
Change in Accounts Receivable	(12,989,773)	(1,929,876)
Non operating income	1826724	179,717
	236,892,364	226,681,869

33.00 Cash Flows from Operating Activities (Indirect Method):

This is made up as follows:

Net Profit/(Loss) after Tax	24,958,232	7,321,644
(As per Statement of Profit or Loss and Other Comprehensive Income)		

Add/(Less) Adjustments:	(13,846,959)	1,562,007
--------------------------------	---------------------	-----------

Depreciation	1,103,070	879,545
Change in Inventories	(4,972,811)	(26,044,547)
Change in Advances, Deposits & Pre-payments	(5,580,792)	(800,007)
Change in Bills Receivable	(12,989,773)	(1,929,876)
Change in Deferred Tax Liabilities	(119,954)	(81,620)
Change in Trading Liabilities	4,344,139	(49,562)
Change in Liabilities for Expenses	(1,549,420)	(2,205,981)
Change in Unclaimed dividend	(32,491)	(701,305)
Change in Provision for Tax	4,484,913	2,361,318
Workers' Profit Participation Fund	1,466,160	480,708

Cash Flows from Operating Activities	11,111,272	4,942,668
(As per Statement of Cash Flows)		

34.00 Effect of exchange rate changes on cash or cash equivalents:

Foreign Currency Transaction (Exchange Fluctuations and gains or Losses): Transaction in foreign currencies are recorded in the books at the exchange rate prevailing on the date of transaction. Monetary assets and liabilities in foreign currencies at the date of Statement of Financial Position are translated into taka at the exchange rate prevailing at that date, Exchange differences arising on the statements of monetary items or on the translating monetary items at the end of the reporting period are recognized in profit and loss account as per IAS 21: the effects of changes in foreign exchange rates.

But there is no foreign exchange gain or loss arises during the period as the export bills are negotiated with the Bangladesh Krishi Bank Limited on the date of receipt. The length of the trade receivables are maximum 60 (Sixty) days and these are considered good and subsequently realized in full.

35.00 Related party transactions:

As we have no related party transactions since long,
we did not disclosed in financial statements.

36.00 Calculation of deferred tax expenses

The provision of deferred tax income/expenses is made to pay/adjust future income tax liability/assets due to accumulated temporary differences. This has been raised mainly fair valuation of investment as per IAS 12. The details are given below:

Deferred Tax Liability : Tk.	2,428,343	4,844,889
(a) Deferred Tax Liability is arrived at as follows:		
Book Value of Depreciable Fixed Assets	83,962,890	76,523,827
Less: Tax Base	63,726,705	54,990,990
Taxable temporary difference	20,236,185	21,532,837
Effective Tax Rate	<u>12.00%</u>	<u>22.50%</u>
Deferred Tax Liability	<u>2,428,343</u>	<u>4,844,888</u>
(b) Deferred Tax expenses is arrived at as follows:		
Closing Deferred Tax Liabilities	2,428,343	4,844,888
Opening Deferred Tax Liabilities	2,548,298	4,926,510
Deferred Tax (Income) / Expense	-119,954	-81,621

**Schedule of Property, Plant & Equipment
for the year ended 30 September, 2022**

Annexure-A

Particulars	Cost			Rate %	Depreciation			Written down value as at 30 Sept, 2022
	Balance as at 01 July, 2022	Addition during the year	Balance as at 30 Sept, 2022		Balance as at 01 July, 2022	Charged during the year	Balance as at 30 Sept, 2022	
Land & Land Development	46,243,004	-	46,243,004	-	-	-	-	46,243,004
Plant & Machinery	87,870,906	-	87,870,906	10	71,249,413	415,537	71,664,950	16,205,956
Building & Construction	17,574,360	-	17,574,360	5	12,386,614	64,847	12,451,461	5,122,899
Electric Fittings	825,710	-	825,710	10	663,330	4,060	667,390	158,320
Deep Tube Well	1,897,457	45,550	1,943,007	10	1,602,894	8,123	1,611,017	331,990
Furniture & Fixture	816,308	-	816,308	5	501,698	3,933	505,631	310,677
Vehicle	21,348,783	-	21,348,783	15	16,233,645	191,818	16,425,463	4,923,320
Loose Tools	425,362	-	425,362	10	416,859	213	417,072	8,290
Fire Fighting Equipment	10,250	-	10,250	10	10,057	5	10,062	188
Office Equipment	3,522,076	57,900	3,579,976	15	1,861,750	63,710	1,925,460	1,654,516
Laboratory Instrument	426,348	-	426,348	20	424,046	115	424,161	2,187
as at 30-09-2022	180,960,564	103,450	181,064,014		105,350,306	752,361	106,102,667	74,961,347
as at 30-06-2022	179,281,214	1,679,350	180,960,564		102,086,422	3,263,884	105,350,306	75,610,258

Allocation of Depreciation:

	01-07-22 to 30-09-22	01-07-21 to 30- 09-21	
	<u>Taka</u>	<u>Taka</u>	
Manufacturing A/c	415,537	461,708	(Depreciation expenses on Plant & Machinery considered as direct expenses)
Statement of Profit or Loss and Other Comprehensive Income	336,824	328,442	(Other than depreciation expenses on Plant & Machinery and Maintenance Equipment considered as indirect expenses)
Total	<u><u>752,361</u></u>	<u><u>790,150</u></u>	

**Schedule of Intangible Assets
for the year ended 30 September, 2022**

Annexure-B

Particulars	Cost			Rate %	Depreciation			Written down value as at 30 Sept, 2022
	Balance as at 01 July, 2022	Addition during the year	Balance as at 30 Sept, 2022		Balance as at 01 July, 2022	Charged during the year	Balance as at 30 Sept, 2022	
IT Software	10,180,000	-	10,180,000	15	827,748	350,709	1,178,457	9,001,543
as at 30-09-2022	10,180,000	-	10,180,000		827,748	350,709	1,178,457	9,001,543
as at 30-06-2022	180,000	10,000,000	10,180,000		59,704	768,044	827,748	9,352,252

Deferred Tax Expenses/(Income) 30 September, 2022:

Particulars	Carrying Amount	Tax Base	Tax Rate	12.00%
			Temporary Difference	DTL (+) / DTA (-)
NON-CURRENT AND CURRENT ASSETS				
Property, Plant & Equipment	83,962,890	63,726,705	20,236,185	2,428,343
Advances, Deposits & Pre-Payments	162,130,081	162,130,081	-	-
Bills Receivable	58,748,602	58,748,602	-	-
Inter Company Receivable	-	-	-	-
Closing Stock	406,975,128	406,975,128	-	-
Cash & Cash Equivalents	72,480,469	72,480,469	-	-
EQUITY				
Share Capital	42,693,750	42,693,750	-	-
NON-CURRENT AND CURRENT LIABILITIES				
Bank Overdraft	581,596,575	581,596,575	-	-
Trading Liabilities	40,336,619	40,336,619	-	-
Liabilities for Expenses	9,848,068	9,848,068	-	-
Liabilities for Dividend (Unclaimed & Unpaid Dividend)	104,864	104,864	-	-
Deferred Tax Liability				2,428,343

Note 18: Unclaimed Cash Dividend as on 30-09-2022

Folio no.	Name of Shareholders	2019	2021	Total
00015	COL. ABU NAYEEM AMIN AHMED	34.24	108.38	142.62
00019	MIR. MOHAMMAD MOHSIN	34.24	108.38	142.62
00021	A.B.M. FAZLUL HOQUE	119.83	180.63	300.46
00023	MRS. SHAHARA BEGUM CHOUDHURY	51.35	235.03	286.38
00033	AFZAL HOSSAIN SIKANDARI	34.24	251.30	285.54
00034	AFZAL HOSSAIN SIKANDARI	119.83	17.00	136.83
00045	MD. ASHIQUR RAHMAN	34.24	108.38	142.62
00046	MRS. REHANA KHATOON	34.24	108.38	142.62
00047	MD. ATIQRUR RAHMAN	34.24	108.38	142.62
00055	KHALILULLAH KHAN	34.24	108.38	142.62
00064	MD. IQBAL	34.24	108.38	142.62
00095	BASHIRUL HAQ	34.24	108.38	142.62
00096	ENAMUR RASHID	34.24	108.38	142.62
00102	MRS MAHMUDA BEGUM	34.24	108.38	142.62
00103	RABIA KHATUN	34.24	108.38	142.62
00106	MD. MOSARRAF HOSSAIN	34.24	108.38	142.62
00107	ABDUS SAJUD CHOWDHURY	34.24	108.38	142.62
00108	MR. ZAFAR AHMED CHOWDHURY	34.24	80.33	114.57
00109	KHALADA SUJATA PARVIN	51.35	5.95	57.30
00113	MR. ABDUL MANNAN	34.24	108.38	142.62
00114	MOHAMMED MASHIR ALAM	34.24	-	34.24
00117	MAJ M. IQBAL ALI (RETD)	34.24	108.38	142.62
00119	BRIG TAUHID AHMED (RETD)	34.24	-	34.24
00120	COL SARWAR HOSSAIN	34.24	108.38	142.62
00121	MR. MAHBUB AHMED	34.24	108.38	142.62
00122	MD. SHERAZUL ISLAM BHUIYAN	34.24	108.38	142.62
00123	MISS NASRIN NAHAR	34.24	108.38	142.62
00124	MD. JOYNAL HOSSAIN	34.24	108.38	142.62
00125	MR. MD. AMIR HOSSAIN	34.24	108.38	142.62
00126	MR. MD. ARIF HOSSAIN	34.24	108.38	142.62
00127	MISS. SHIRIN NAHAR	34.24	108.38	142.62
00344	MOHAMMAD ALAMGIR	34.24	108.38	142.62
00345	SAIFUL ISLAM	34.24	108.38	142.62
00346	M.A. WAHAB	34.24	108.38	142.62
00347	YEAD-E-ELAHI	34.24	108.38	142.62
00348	M.A.ZINNAH BHUIYAN	34.24	108.38	142.62
00350	S.M. DELWAR HOSSAIN	34.24	108.38	142.62
00356	MD ANOWAR HOSSAIN	34.24	108.38	142.62
00358	NURUDDIN F. ZULFIQURE	34.24	108.38	142.62
00360	SHAFIQUR RAHMAN	34.24	108.38	142.62
00365	HEMAYET UDDIN MOLLAH	34.24	108.38	142.62
00366	MD SHAHIDULLA	34.24	108.38	142.62
00369	S.M. YAHIA	34.24	108.38	142.62
00370	MIRNAL KUMER DEY	34.24	108.38	142.62
00371	SK.M. ASHRAF HOSSAIN	34.24	108.38	142.62
00372	MOHAMMAD SALIM	34.24	108.38	142.62
00373	MD. BAHAUDDIN	34.24	108.38	142.62
00374	MD. HASNAIN	34.24	108.38	142.62
00375	GOLAM RABBANI	34.24	108.38	142.62
00385	M/S NEONCO	34.24	108.38	142.62
00386	MOHAMMAD ZAKI	34.24	108.38	142.62
00407	S.M. AFZALUR RAHIM SIDDIQUEI	34.24	108.38	142.62
00899	MD. KHAIRUZZAMAN	119.83	17.00	136.83
00925	DR. MOHAMMAD NURUL ISLAM	34.24	104.13	138.37
00930	MRS. HOSNE ARA ALAM	51.35	-	51.35
01748	MRS. HENA EKHLAS	68.47	-	68.47
02612	QUAZI ATIQUZZAMAN	-	108.38	108.38
02657	ZIAUDDIN AHMED	-	90.53	90.53
03035	MD. ABU SYED	-	90.10	90.10

03123	MD. KAMRUL ISLAM	68.47	-	68.47
03136	M.A KASHEM	34.24	108.38	142.62
03139	MRS. SHIPRA RANI	34.24	108.38	142.62
03140	FOUZIA YASMIN	-	-	-
03144	ZILANI MAHBUBUR RAHMAN	34.24	108.38	142.62
03162	MD. SHAMI ULLAH	119.83	17.00	136.83
03164	MRS. FEROUZA AKHTER	-	235.03	235.03
03165	ZAHIR UDDIN AHMED	102.71	53.98	156.69
03171	INVESTMENT CORPORATION OF BANGLADESH	-	-	-
03174	MD. ABDUL QAIUM	51.35	90.10	141.45
03180	MD. SHAMSUL HAQUE	51.35	235.03	286.38
03181	MD. HAIDARUL HAQUE MIA	68.47	67.15	135.62
03185	MR. SHAMSUL ARIF	102.71	507.45	610.16
03188	MRIDUL CHANDRA DAS	119.83	26.35	146.18
03189	MD. HAFIZUR RAHMAN	102.71	362.53	465.24
03196	AMENA KHATOON	34.24	416.93	451.17
03197	SHAMSUL HUQ	68.47	380.38	448.85
03199	MD. WAHED IQBAL (TUTU)	34.24	108.38	142.62
03200	MD. NAZMUL ALAM CHOW.	51.35	-	51.35
03204	KAZI ZAHURUL ALAM	34.24	108.38	142.62
03205	MD. HARUN -UR-RASHID	34.24	108.38	142.62
03210	MR. S.N. BAIG	-	-	-
03213	NURJAHAN BEGUM	34.24	108.38	142.62
03218	FARID AHMED	-	17.00	17.00
03219	MD. SAFIQU ALAM	-	108.38	108.38
03231	AMAL DEBNATH	119.83	17.00	136.83
03232	MD. ALI HASAN	-	235.03	235.03
03237	MD. MURAD HOSSAIN	119.83	180.63	300.46
03239	MD. ENDADUL HAQUE	102.71	53.98	156.69
03243	JABEEN JAHAN	-	17.00	17.00
03253	MR. AHARSHADUL ISLAM	34.24	108.38	142.62
03257	MR. TOWFIQU ALAM	119.83	17.00	136.83
03263	SABINA ALI	119.83	180.63	300.46
03266	FEROUZA AHMED	119.83	17.00	136.83
03270	COL. SHAIKH ABDUR RAHMAN PSC (RETD)	51.35	90.10	141.45
03272	RIZIA HUQ	-	108.38	108.38
03273	SK. FEROUZ HOSSAIN	-	108.38	108.38
03274	LT. COL. FARUQ AHMED CHOW.	-	72.25	72.25
03279	SHAHAJADA TALUKDAR	34.24	108.38	142.62
03280	MRS. SURIYA PARVEEN SHEWLEY	34.24	108.38	142.62
03281	MD. ZAKIR HOSSAIN MIAH	51.35	235.03	286.38
03290	MUHAMMAD ASHARAF ALI	51.35	90.10	141.45
03292	KAZI SAIF UDDIN	17.12	23.80	40.92
03301	IMTIAZ HASIB	119.83	344.25	464.08
03304	MRS. HASINA ALI	51.35	235.03	286.38
03308	MRS. ROUSHAN ARA YUNUS	-	90.10	90.10
03309	SHARIF ABDUL AWAL	-	17.00	17.00
03366	MOHAMMED ZAINUL ABEDIN	34.24	108.38	142.62
03372	MR. AGHA YUSUF	1,476.28	299.20	1,775.48
03375	MR. FAZLU MIAH	85.59	5,261.50	5,347.09
03399	NAZMA SULTANA LODI	154.06	17.85	171.91
03419	RAHMAN MAKSUD	119.83	17.00	136.83
03433	M.N. KHAN LODI	119.83	17.00	136.83
03444	MD. NASIR UDDIN	34.24	108.38	142.62
03445	IBNEY SAUD	34.24	108.38	142.62
03460	MR. S.M. ABUL HUSAIN	51.35	90.10	141.45
03465	MD. AWLAD HOSSAIN KHAN (ADVOCATE)	34.24	108.38	142.62
03533	MR. NASIR-UR-RAHMAN SINHA	119.83	17.00	136.83
03536	MUJIBUL HUQUE	154.06	17.85	171.91
03561	MD. AHSAN MOZLISH	119.83	17.00	136.83
03567	COL. (RTD) MD. YOUNUS	-	17.00	17.00
03584	MOSHUM HABIB CHOWDRY	-	25.50	25.50
03589	M. JAHURUL HUQ TALUKDER	136.95	325.98	462.93
03591	M. JAHURUL HUQ TALUKDER	-	144.93	144.93
03592	MD. IQBAL HOSSAIN	34.24	108.38	142.62
03593	SHUJA UDDIN AHMED	34.24	108.38	142.62
03598	HASHEM UDDIN AHMED	119.83	17.00	136.83

03620	MD. AKRAM HOSSAIN	34.24	108.38	142.62
03621	MD. AKRAM HOSSAIN	119.83	344.25	464.08
03622	MD. HARUNUR RASHID	34.24	108.38	142.62
03628	MOUTASIM BILLAH/SYEDA ZAREEN BUSHARA	102.71	53.98	156.69
03681	SYED MOFIZUR RAHMAN	51.35	90.10	141.45
03730	MD. MAHFUZUR RAHMAN	68.47	-	68.47
03733	MD. SUJAUDDIN	68.47	-	68.47
03734	MD. JABER HOSSAIN	68.47	-	68.47
03755	MD. MASUDUR RAHMAN	68.47	-	68.47
03756	MR. TARUN KUNDO	68.47	-	68.47
03767	MD. ASHIQUL ISLAM	68.47	-	68.47
03772	MD. ASADUZZAMAN	68.47	-	68.47
03779	MD. JAHANGIR ALAM	68.47	-	68.47
03780	MD. MAHFUZUR RAHMAN	68.47	-	68.47
03783	ANADIMOHON MONDOLE	68.47	-	68.47
03793	KAMRUL AHSAN	119.83	17.00	136.83
03809	KASHEM ALI	102.71	53.98	156.69
03814	SYED ALAUDDIN AHMED	34.24	108.38	142.62
03815	BADRUL AMIN ARZU	119.83	17.00	136.83
03824	A.F.M. LIAQUET ALI	119.83	17.00	136.83
03830	SYED AZIZUDDIN HOSSAIN	51.35	235.03	286.38
03850	MD. ABUL KASHEM	68.47	-	68.47
03852	MD. AFJAL HOSSAIN	68.47	-	68.47
03865	MD. MASUD ALI	68.47	-	68.47
03866	MD. HAYDER ALI	68.47	-	68.47
03873	ABDUL MAZED	34.24	108.38	142.62
03876	GOLAM FAROOK	119.83	35.70	155.53
03881	NASREEN HUSSAIN	68.47	2,049.35	2,117.82
03886	SHARIF MD. ASHRAFUL MATIN	34.24	5.53	39.77
03892	G.M. AYUB	119.83	17.00	136.83
03895	ABDUL MAZED	51.35	235.03	286.38
03906	BAHIZA HOQUE	119.83	17.00	136.83
03909	ABDUL HAFIZ	17.12	435.20	452.32
03918	MD. SHAMIUL HOQUE	119.83	17.00	136.83
03926	IBRAHIM RAHMATULLAH	51.35	235.03	286.38
03927	A. K. M. SHAHIDULLAH	119.83	-	119.83
03931	MD. MOSLEM UDDIN KHAN	119.83	17.00	136.83
03935	SARKER ABDUS SALIM	119.83	17.00	136.83
03940	IMTIYAZ HUSAIN	119.83	17.00	136.83
03941	SHARMIN HUSAIN	119.83	17.00	136.83
03946	ABDUL MAZED	34.24	108.38	142.62
03948	MEHERUN NESSA KHANAM	119.83	17.00	136.83
03949	S. M. BATEN	119.83	17.00	136.83
03950	MD. ZAINUL ABEDIN	119.83	17.00	136.83
03951	MD. FAKHRUL ALAM KHAN	119.83	17.00	136.83
03952	LT. COL. MD. SHAHIDULLAH	119.83	17.00	136.83
03955	ZEB-UN-NESA	51.35	235.03	286.38
03958	MD. KHALEDUZZAMAN	34.24	108.38	142.62
03968	HELALUDDIN AHMED	154.06	597.55	751.61
03974	HASNA HENA	17.12	2,412.73	2,429.85
03976	HAFIZUR RAHMAN CHOWDHURY	119.83	17.00	136.83
03980	MD. ABUL FAZAL	119.83	17.00	136.83
03982	MOHAMMAD SHOWAYEIB SHARIF	34.24	108.38	142.62
03985	MD. NURE-ZZAMAN	119.83	17.00	136.83
03990	SHERIEF M.A. RAHMAN	51.35	90.10	141.45
03991	MD. MOJIBUR RAHMAN	119.83	17.00	136.83
03992	MOHAMMED MUZAMMEL HAQUE	-	1.28	1.28
03994	MAKSUDA AKTHER	119.83	17.00	136.83
04015	MOTALEB HOSSIN	119.83	17.00	136.83
04016	MD. RAJUUL ISLAM	119.83	17.00	136.83
04017	MOHSIN HUSSAIN	119.83	17.00	136.83
04018	MD. MOBARAK HOSSAIN	119.83	17.00	136.83
04057	MD. FAKHRUL ISLAM	119.83	-	119.83
1201470042216267	SUNITA RANI SARKAR	17.12	14.45	31.57
1201470042542692	SNEHALATA ROY	102.71	21.25	123.96
1201480007564011	Md. Amir Hamza	-	21.25	21.25
1201480043760041	Md. Asadur Rahman	68.47	-	68.47

1201500032331271	MR. MD. JAHIRUL ISLAM	51.35	19.98	71.33
1201500032395346	MRS. FERDOUS ARA	17.12	-	17.12
1201520031780512	Md. Ali Hossain Bhuyan	119.83	424.58	544.41
1201520045237210	Abul Hasnat	85.59	165.75	251.34
1201530000142326	Golam Rahman	-	37.40	37.40
1201530026595754	RESHMA KHANOM	-	85.00	85.00
1201530056726327	SALEH AHAMED HKAN	17.12	14.45	31.57
1201540040022901	DR. KHURSHID ALAM	-	892.50	892.50
1201560001498076	MR. MD. NAYAMUL ISLAM	68.47	25.08	93.55
1201560007624399	Hasina Akter	-	42.50	42.50
1201560032206475	Md. Asaduz Zaman	34.24	5.53	39.77
1201560045025862	Rubel Fakir	17.12	93.50	110.62
1201580000045045	MR. TANVEER AZIZ	51.35	-	51.35
1201580000070079	MR. KH. FAZLUR RAHMAN	154.06	36.55	190.61
1201580007083958	MD ASHRAFUL ALAM	17.12	2.98	20.10
1201580007214619	NAZMA ZAHIR	119.83	42.50	162.33
1201580008299621	AIRIN AFROZ	68.47	1.70	70.17
1201580013147325	MRS. LIPI ZAMAN	-	425.00	425.00
1201580015400883	MRS. TASNIM SULTANA	17.12	164.05	181.17
1201580016619575	MD IBRAHIM MOLLAH	17.12	-	17.12
1201580017371781	md. uzzal gazi	-	70.13	70.13
1201580019225377	MRS. KAMRUN NAHAR	-	637.50	637.50
1201580019577927	MR. SHAMSUL BARI	102.71	-	102.71
1201580019815015	SAYALA ROKSANA DINA	119.83	2.98	122.81
1201580020463253	MOHAMMAD SHOHEL RANA	136.95	1,250.35	1,387.30
1201580020582481	ANISUZZAMAN KHAN	17.12	0.43	17.55
1201580020902435	MD.AHSANUL KABIR	51.35	375.28	426.63
1201580023722695	SOHEL MAL	-	42.50	42.50
1201580023722850	SOHEL MAL	-	148.75	148.75
1201580025523511	WAYASUZZAMAN AKHUND	85.59	-	85.59
1201580026361920	MASUD RANA	-	291.98	291.98
1201580028074627	BAZLUR RAHMAN	119.83	-	119.83
1201580028211410	MD. MAHABUB ALAM PRINCE	-	2.55	2.55
1201580028266428	MOHAMMAD MANIRUL HOQUE	34.24	-	34.24
1201580028763513	MD. MIRJAHAN	-	293.25	293.25
1201580029583978	MD. NAZRUL ISLAM	154.06	-	154.06
1201580031263176	RAZIA SULTANA	-	7.65	7.65
1201580032600413	MOHAMMED REZAUL KARIM	85.59	-	85.59
1201580032798625	MD.ABU TAHER SOHEL	-	9.78	9.78
1201580032961985	MD. SHEHABUL ALAM	17.12	-	17.12
1201580033138680	MOHAMMED ALAUDDIN	-	148.75	148.75
1201580033679880	MD.AMIRUL HAQUE	17.12	-	17.12
1201580035202828	MUHAMMAD PERVEZ HUSSAIN	85.59	-	85.59
1201580035202935	MUHAMMAD PERVEZ HUSSAIN	17.12	-	17.12
1201580035856428	MOHAMMAD KAMRUL HASAN SHAHEEN	-	21.25	21.25
1201580036536100	SYED BADRUL ISLAM	85.59	53.55	139.14
1201580036794667	JASMIN AKTER	-	9.35	9.35
1201580044640160	MD. HARUN AL RASHID	102.71	39.95	142.66
1201580046153900	MD. JASHIM UDDIN	-	46.75	46.75
1201590014994669	MOSTOFA JAYSAN	136.95	-	136.95
1201590014994660	MOSTOFA JAYSAN (BHUTTO)	-	67.95	67.95
1201590019340372	MD. NAYEEM BHUIYAN	85.59	-	85.59
1201590020439647	A.S.M SHAHIDUL ISLAM	154.06	-	154.06
1201590028043703	PURNIMA RANI DUTTA	68.47	-	68.47
1201590032355850	KOHINOOR AKTER	-	14.03	14.03
1201590037610816	MAHABUBUR RAHMAN	34.24	80.33	114.57
1201590046530586	FARHANA FERDOUS	-	23.32	23.32
1201590058156312	MST. HABIBA ZAHAN	-	4.68	4.68
1201590061756984	MOHAMMAD JASIM BHUIYAN	-	21.25	21.25
1201590065921786	MD RAFIQU L ISLAM	68.47	-	68.47
1201590065921885	MD RAFIQU L ISLAM	68.47	-	68.47
1201600016495741	MD SHAHINUR ISLAM	-	8.50	8.50
1201600019058375	MUHAMMED ABDUS SOMED	85.59	25.50	111.09
1201600020227220	MRS AMENA KHATUN SOMED	136.95	-	136.95
1201600026529213	SUMALA SARKAR	102.71	-	102.71
1201600054807576	MOHAMMAD WAHIDUZZAMAN	-	27.20	27.20
1201610063036225	MD. RAYHAN ALI	102.71	58.65	161.36

120163000681031	KAZI MD. KAYUM FARUQUE	-	1.80	1.80
1201630034803667	SHOHEL DAS	51.35	-	51.35
1201630035941927	SHOHELI BEGUM	136.95	-	136.95
1201640000560417	Md.Abu Taher	-	4.05	4.05
1201640001226691	Nurun Nessa	17.12	5.40	22.52
1201640032917598	MST KHADIZA KHATUN	85.59	86.28	171.87
1201640052028026	MD. ABUL KASHAM	68.47	-	68.47
1201690003847726	SUKANTA CHANDRA BANIK	51.35	48.03	99.38
1201690017874385	Md.Monirul Islam	34.24	42.93	77.17
1201690020619385	Md.Billal Hossain	102.71	21.25	123.96
1201690046063251	Mst.Rabeya Khatun	85.59	-	85.59
1201690073667861	Kazi Abdullah Al Mamun	-	42.50	42.50
1201700011273080	Mrs. Kulsuma Begum	51.35	65.03	116.38
1201700026104816	Md. Rokonzuzaman	119.83	54.40	174.23
1201700032601741	Md. Nurul Islam	68.47	123.25	191.72
1201700033167546	Syad Amirul Haque	85.59	-	85.59
1201700034480351	Sultana Begum Hasan	85.59	-	85.59
1201700038044495	Rofiqul Hassan	136.95	64.18	201.13
1201700041197877	Lutfunnecha Lata	119.83	-	119.83
1201700043196924	Biplob Acharjoy	-	233.75	233.75
1201700045084531	Md. Arif Uddin Bhuiyan	136.95	-	136.95
1201720000244056	JIBON NESA BEGUM	34.24	-	34.24
1201720004981196	JANNATUNNESA	119.83	-	119.83
1201720005803559	MRS.PANNA RAJIA	-	394.40	394.40
1201720005803567	MD.MIRJAHAN	-	38.25	38.25
1201720012530262	EZAIRUL HOSSAIN	154.06	-	154.06
1201720013525773	JIBON NESA BEGUM	102.71	-	102.71
1201720015866051	MIZANUR RAHMAN	34.24	187.85	222.09
1201720055359690	MD. ABUL KALAM	136.95	129.63	266.58
1201730036306706	Ishfaq Hossain Chowdhury	17.12	-	17.12
1201730057270065	MST. AYSHA AKTER	-	38.25	38.25
1201730057270164	MD. AZIZUL HAQUE	-	34.85	34.85
1201730057270281	MD. ABDUL HALIM	-	34.00	34.00
1201730057270321	MD. ABDUL HALIM	-	34.00	34.00
1201750051127553	Md. Abdul Hamid	-	279.00	279.00
1201750060810326	Md. Abdul Hamid	-	256.95	256.95
1201810019662101	KHALEDA BEGUM	136.95	181.05	318.00
1201810019662128	MAHBUBA BINTE AHMED	154.06	-	154.06
1201810020182972	MR. MAHMOOD FOUZI AHASAN	154.06	-	154.06
1201810020877419	MOHAMMAD HOSSAIN	17.12	51.85	68.97
1201810026796277	DR. KHALED AHMED FUAD	17.12	-	17.12
1201820023587742	MD.MASUDUR RAHMAN	119.83	6.38	126.21
1201820029863891	MD. FIRUZ MIA	-	425.00	425.00
1201820036997641	MD. MASUM BILLAL BHUIYAN	102.71	-	102.71
1201820036997676	MD. MASUM BILLAL BHUIYAN	51.35	-	51.35
1201830000258937	KANEEZ AYESHA SIDDIQUA	17.12	23.80	40.92
1201830048483031	KHADIZA BEGUM	-	42.50	42.50
1201830058277754	JAHANARA BEGUM	85.59	-	85.59
1201830062564085	SUFIYEA KHATUN	136.95	-	136.95
1201890049709801	SHAIK MIZIBUL HAQUE	-	52.28	52.28
1201890062486414	DELOWAR HOSSAIN	-	29.75	29.75
1201900000019662	Md. Zakir Hossain	154.06	69.28	223.34
1201900000371700	Md. Zakir Hossain	85.59	161.08	246.67
1201900022056240	NAZMUS SAKIB	85.59	96.05	181.64
1201900022056259	SAIKA NUR	136.95	-	136.95
1201900027502111	MD. ABU RAIHAN	154.06	8.50	162.56
1201900030285863	MD. RUKUN UDDIN	-	161.50	161.50
1201900031067276	MD JABED PERVEG	-	22.95	22.95
1201900031515865	MD JALAL HOSSAIN	51.35	55.25	106.60
1201900041896985	MD. SHAMSUDDIN	34.24	-	34.24
1201900045752261	PROBIR BANIK	119.83	26.35	146.18
1201930000072284	Md.Khasru Parvez	17.12	5.10	22.22
1201930012074210	MAJOR MD. REZAUL ISLAM	-	127.50	127.50
1201930023797441	Koli Saha	-	63.75	63.75
1201940011540276	MD. MONIRUL ISLAM	68.47	37.40	105.87
1201940017987106	AKBAR HOSSAIN	-	16.15	16.15
1201940017987951	AKBAR HOSSAIN	-	116.88	116.88

1201940023549587	TOWHIDUL HASAN	-	14.03	14.03
1201940046057806	PROSHANJO JOHN PALMA	85.59	-	85.59
1201940046069987	PROSHANTO JOHN PALMA	34.24	-	34.24
1201940063962398	G M ARIFUR RAHMAN	34.24	-	34.24
1201950000015747	EBL Securities Limited	-	8.00	8.00
1201950045238051	Mohammad Nurun Nobi	-	445.83	445.83
1201950061104283	Md. Shakhawat Hussain	51.35	-	51.35
1201960024546609	Jainal Vandari	-	51.43	51.43
1201960037849685	MD. MASUDUL HAQUE	-	4.25	4.25
1201960043797029	MD. SALEH AHMED	119.83	2.13	121.96
1201960046676254	SAJIA NAZRIN	136.95	-	136.95
1201960049021599	MOHAMMAD ALI	51.35	-	51.35
1201960072563734	SHAH ALAM	-	106.25	106.25
1201960072678960	BIB MORIUM MOYURI	-	110.50	110.50
1201960073153271	SABINA YEASMIN	-	114.75	114.75
1201960073532954	REHANA AKTER PRAMI	-	17.00	17.00
1201960073532970	MOHAMMED ALAMGIR	-	17.00	17.00
1201960074211161	REHANA AKTER PRAMI	-	8.50	8.50
1201960074472670	MOST. NAZMA BEGUM	-	16.15	16.15
1201960074472710	MOST. NAZMA BEGUM	-	41.23	41.23
1201980001391319	RATAN KUMAR DEY	68.47	-	68.47
1201980002636751	RINA PRAVA DEY	119.83	17.00	136.83
1201980017253590	SHAIKH MASHIOUR RAHMAN	-	24.65	24.65
1201980032462311	SHAHIDUL ALAM	-	54.45	54.45
1201980037217714	AHEMMAD ALI	-	28.05	28.05
1201990020835825	KAMOL SARKER	136.95	0.43	137.38
1201990020835833	KAMOL SARKER	119.83	-	119.83
1201990021215713	SENTU RANGON GHOSH	51.35	-	51.35
1201990021710719	KHAJA AHMMED MIAJY	-	12.75	12.75
1201990031693346	MD. MOHIB ULLAH	-	21.25	21.25
1202000014777553	ABDUS SOBUR LASKER	17.12	-	17.12
1202000015188322	TASHFEEN MAHMUD	102.71	-	102.71
1202020012805571	MD.OBAIDUR RAHMAN	-	46.75	46.75
1202020018550375	SAIFUL ISLAM	34.24	-	34.24
1202020022958847	MUHAMMAD ALAMGIR HOSSAIN	-	8.50	8.50
1202020035166893	DR.MOST.LUBNA MARIOM	-	150.03	150.03
1202020038193821	RANJAN DATTA	51.35	-	51.35
1202030017159238	Abu Reza Muhammad Salahuddin	-	537.63	537.63
1202030019278441	Mohammad Mahmudul Haque	119.83	26.35	146.18
1202030020425569	Syed Furkan Uddin Ahammad	85.59	-	85.59
1202030021752867	Sharmin Sultana	136.95	-	136.95
1202030022215822	Sharmin Sultana	136.95	-	136.95
1202030037463481	Md. Abdul Motaleb Khan	-	38.25	38.25
1202030039342132	Laila Akter	51.35	-	51.35
1202030049877160	Mukti Rani Barai	-	335.75	335.75
1202050004144464	MRS. FARZANA FERDAUSI	85.59	-	85.59
1202050018472798	BEAUTY ZAMAN	154.06	-	154.06
1202060000171422	Mohammad Moniruzzaman Khan	-	68.43	68.43
1202080020635132	MD.ABU TAHER BABLU	-	28.05	28.05
1202080021233355	ABM.ABDUL MANNAN	51.35	-	51.35
1202080021459983	MD.ABUL HASAN	119.83	-	119.83
1202090019148700	MD. ABDUL HAMID KHAN	136.95	-	136.95
1202090030242140	MD. REZA HASAN TANVIR	85.59	-	85.59
1202120001437720	MR. TAWFIQUE AZIZ	68.47	16.65	85.12
1202120062038597	MD. KAMAL HOSSAIN	-	1,423.75	1,423.75
1202140000014006	SHAH ALAM BABU	85.59	-	85.59
1202140048766436	FORHAD HOSSAIN MAHMUD	-	8.50	8.50
1202140058937686	MD.JEWEL KHAN	-	1.28	1.28
1202150022092811	Md. Shafiqur Rahman	-	9.35	9.35
1202150027010821	Mushtaque Ahmed	85.59	30.18	115.77
1202150027085022	Sanjida Afrin Shimu	119.83	17.00	136.83
1202150047536435	Md. Kalil Miah	85.59	6.80	92.39
1202160019922866	A.K.M AMINUL HAQUE	-	284.40	284.40
1202180022981590	ANIMESH KANTI	-	53.55	53.55
1202180046298387	RATAN KUMAR BISWAS	51.35	-	51.35
1202180049995194	MD. DULAL HOSSAIN KHAN	-	5.95	5.95
1202180052455342	MOHAMMED AZAHAR ALI	-	5.95	5.95

1202180052455385	ABDUR RAHIM	-	5.95	5.95
1202190022517287	NASREEN ABEDIN	-	4.95	4.95
1202190051981920	ABDUL RASHID	51.35	-	51.35
1202200001472778	MD.ABUL KASHEM	17.12	-	17.12
1202200001856221	MRS.DILNASHIN	-	133.88	133.88
1202200012106924	MD. MEHBOOB HOSSAIN	-	307.70	307.70
1202200013394657	MOST. YEASMIN AKTER LUCKY	-	106.25	106.25
1202200020098577	RAHELA KHATUN	-	350.63	350.63
1202200062948032	MD. MONIRUL ISLAM	136.95	-	136.95
1202240005876299	MD.KAMAL HOSSAIN	102.71	-	102.71
1202240051427158	ABDUL MOMEN	136.95	-	136.95
1202250000568183	MRS. MUSLIMA RAHMAN	68.47	226.10	294.57
1202250049023555	A.Z.M. MASUDDUZZAMAN	17.12	93.93	111.05
1202250061457971	DR.SELINA PERVIN	34.24	-	34.24
1202270002192532	Md. Abdul Hafiz	136.95	-	136.95
1202270028657157	MD. GOLAM MOHIUDDIN	154.06	-	154.06
1202280009639011	Md. Moinuddin	-	4.68	4.68
1202280019466616	B.M. KAMRUZZAMAN SHAFOL	136.95	59.50	196.45
1202280045058932	HARIDAS KOIRI	-	216.75	216.75
1202300009890799	ABUL KALAM	51.35	-	51.35
1202300043509801	NASRIN AKHTER	154.06	17.00	171.06
1202350012050531	A.R.M. MOSTAKIM BILLAH	85.59	-	85.59
1202350040211873	MD MOBARAK HOSSAIN	-	42.50	42.50
1202350040881471	PROFESSOR DR. MD. RUHUL AMIN	154.06	-	154.06
1202370024551373	SAMADUL HOQUE SIKDER	17.12	-	17.12
1202380044089193	SURIA YA BEGUM	85.59	-	85.59
1202400035761065	MOHAMMAD MOJIBUR RAHMAN	17.12	-	17.12
1202400043342662	MD. ABDUL AWAL RABIUL	-	14.03	14.03
1202400043754109	MD. NOOR ALAM	17.12	-	17.12
1202400062619797	MD. SOHIDUL ISLAM	136.95	-	136.95
1202410021477673	GOLAM MUSTAFA	85.59	0.85	86.44
1202410037324548	RATAN KUMAR KAMKAR	85.59	-	85.59
1202420013686478	MD. ZIAUR RAHAMAN	68.47	6.37	74.84
1202420065038089	MOST.MAKSUDA BEGUM	-	55.25	55.25
1202430001126273	SHAHMINA	-	127.50	127.50
1202450000707291	FARID AHMAD CHOWDHURY	-	53.55	53.55
1202450002553484	MIZANUR RAHMAN	34.24	29.33	63.57
1202450037283203	KABITA SADHU	17.12	37.83	54.95
1202470028558166	A.K.M.Rezaul Karim Khan	85.59	-	85.59
1202470029753012	Muhammad Zahid Al Mamun	51.35	-	51.35
1202470031837230	Md.Motiar Rahman Khan	119.83	180.63	300.46
1202530045075213	MOHAMMAD ABDUL HANNAN	-	331.50	331.50
1202540032889211	MD. SYDUR RAHMAN SHAPON	51.35	-	51.35
1202540034458230	MD. JAFAR ALI SHAIKH	-	18.70	18.70
1202550007603621	MD. ISMAIL HOSSAIN .	154.06	-	154.06
1202550015421020	MIRZA SHOKOTE ALI BEIK	85.59	44.20	129.79
1202550034143470	MR. ABDUS SATTER KHAN	51.35	90.10	141.45
1202550039767680	TAPAN KUMAR GHOSH	102.71	-	102.71
1202550044635158	MARTIN HALDER	119.83	-	119.83
1202550049377973	JAHANGIR	-	42.50	42.50
1202550058442071	MOHAMMAD RASADUZZAMAN SAMIM	-	425.00	425.00
1202550066332927	MD.GOLAM RASUL KHAN	-	85.00	85.00
1202580004121359	ABDUR RAHIM MOLLI CK	51.35	-	51.35
1202580052927752	RABINDARA NATH MANDAL	-	5.10	5.10
1202610038613375	MD. ABDUL BARI HAWLADER	-	14.03	14.03
1202640006954413	MD. AHSANUL KARIM	-	0.43	0.43
1202640012298930	JESMIN BEGUM	-	51.43	51.43
1202640015993631	DR. SHAHARIA SHAILA JAHAN	-	358.20	358.20
1202640017009634	MD.AULI ULLAH	-	15.30	15.30
1202640017827133	MD. DELWAR HOSSAIN	-	4.25	4.25
1202660017259258	MD. BORHAN UDDIN	-	93.50	93.50
1202680015352834	HOSNE ARA KHATUN	-	27.63	27.63
1202720003426939	MD. RAFIQUE	51.35	-	51.35
1202720042545546	MD. JAHIDUL ISLAM	34.24	-	34.24
1202720055260808	DIPAK CHANDRA MAZUMDER	34.24	-	34.24
1202720057475851	ABDUR RAHAMAN	34.24	-	34.24
1202760053190018	MD. FOYEZ AHMED	51.35	10.63	61.98

1202790020253995	ABDUS SALAM	102.71	-	102.71
1202800032895344	MD.FARUK HOSSAIN	136.95	106.25	243.20
1202810018072113	GOLAM MOSTAFA KHOKON	102.71	-	102.71
1202810062226670	MD. HARUN OR RASHID BHUIYAN	34.24	198.90	233.14
1202830040193497	MD. DELUAR HOSSAIN	34.24	108.38	142.62
1202830054168212	MD. KAMRUZZAMAN	-	229.50	229.50
1202830063704923	KHADIZA BEGUM	85.59	-	85.59
1202840008030221	MD NAZRUL ISLAM	119.83	-	119.83
1202840021694307	SHABBIR AHMED	119.83	-	119.83
1202840032510856	MD.SADDAM HOSSAIN	-	8.93	8.93
1202850006697910	MR. MD. RAFIQU L ISLAM	119.83	73.10	192.93
1202850007017476	MD. MANJURUL KARIM	136.95	6.80	143.75
1202850009194047	MD. ABUL KASHEM	-	10.63	10.63
1202850012450461	SYEDA SAYELA ASMA	136.95	64.18	201.13
1202850014058095	MR. NURUL AMIN	-	16.58	16.58
1202850015340284	MR. NURUL AMIN	-	29.75	29.75
1202850016919790	MIRZA AMINUL HAQUE	-	107.53	107.53
1202850020426737	MD.AMINUL ISLAM	-	280.50	280.50
1202850021119172	PANKAJ KUMAR BANIK	-	14.88	14.88
1202850023291535	JABED BHUIYAN	136.95	-	136.95
1202850024151039	A.K.M. MOMINUL ISLAM	-	4.68	4.68
1202850027241006	SHAHIDA ALAM	51.35	-	51.35
1202880017404869	MD.SHARIF HOSSAIN	85.59	-	85.59
1202880071037615	MST.NAZMA	-	53.13	53.13
1202890017777904	MD. MOZAMMEL HAQUE	-	15.73	15.73
1202890046163172	MD. ABDUL MAZID	34.24	-	34.24
1202950071057652	AYESHA AKTER	-	3,825.00	3,825.00
1202960011121263	MD SIDDIQUR RAHMAN	-	229.08	229.08
1202980007495022	MRS, SELINA HOSSAIN	51.35	-	51.35
1202990037850052	MR MITHUN BHOWMIK	-	69.28	69.28
1203000028704185	SHAMIMA NIGER	102.71	-	102.71
1203000032102681	MD.FAZLUR RAHMAN	85.59	2.13	87.72
1203000041503795	MD. ALAMGIR HOSSAIN	34.24	-	34.24
1203000043537523	MD. MONIR SHEKH	102.71	42.50	145.21
1203000045679446	SERAJUL ISLAM	51.35	-	51.35
1203010025336903	AKLIMA KHATUN	85.59	161.08	246.67
1203010069250298	MD.ABDUR ROUF	-	212.50	212.50
1203020006040367	MD.ABDUL AZIM	119.83	68.43	188.26
1203020035333900	DR.MD.ABUL HASHEM	-	190.83	190.83
1203020042935816	MIR ASHRAFUL ISLAM	34.24	491.73	525.97
1203040020129582	MD. KAMRUL HASAN	17.12	-	17.12
1203040020794079	NASIMA PARVIN MONJU	-	467.50	467.50
1203040034902187	MD ANAMUL HAQUE	154.06	-	154.06
1203040036033853	SATARA CHOWDHURY	102.71	-	102.71
1203040038510948	Habibur Rahman	-	16.15	16.15
1203050054720128	MD. ISHAQUE	34.24	-	34.24
1203050059992241	SHARIF UDDIN	51.35	-	51.35
1203060012072586	SUDHANGSU DEBNATH	-	63.75	63.75
1203060012072601	SUDHANGSU DEBNATH	-	8.93	8.93
1203100018204756	MD. NAKIBUZZAMAN	-	14.85	14.85
1203100019841870	MD. AMINUL ISLAM	68.47	-	68.47
1203100020431054	MST ANJUMAN ARA KHATUN	-	537.63	537.63
1203100054106361	UZZAL KUMAR	102.71	-	102.71
1203110022562588	Md. Akhlakuzzaman	85.59	-	85.59
1203110034593190	Md. Mukhlesur Rahman Chowdhury	136.95	120.28	257.23
1203110042758769	SAYED DALWER HUSSAIN DIP	34.24	-	34.24
1203120006536654	MD. NURUL ISLAM KHAN	68.47	-	68.47
1203120012307993	MD. SOLAYMAN	-	0.85	0.85
1203120013901443	TASKIN NOOR	-	39.53	39.53
1203120014639683	MOHAMMED MONIR HOSSAIN	-	42.08	42.08
1203120017227950	NAZRUL ISLAM KHAN	-	2.13	2.13
1203120045152484	MAMUNUR RASHID	-	4.25	4.25
1203140009544821	MD. SHAMSUDZOHA	34.24	-	34.24
1203140013089338	MOMINUL HOQUE	-	71.10	71.10
1203140034357911	MAXIM	34.24	-	34.24
1203140052202254	MD. MOKBUL HOSSSEN	136.95	-	136.95
1203140052202262	MD. MOKBUL HOSSSEN	154.06	-	154.06

1203140057216802	MD. BACHCHU MIAH	34.24	-	34.24
1203140057216845	MD. BACHCHU MIAH	34.24	-	34.24
1203140061513652	MD. NIJAM UDDIN AHAMMED	154.06	13.18	167.24
1203140072785529	MD. NASIR AHAMMED	-	225.25	225.25
1203150006942136	MD. IBRAHIM HOSSAIN	34.24	0.85	35.09
1203150015951379	SUMAN CHANDRA DAS	102.71	-	102.71
1203150015951395	SUMAN CHANDRA DAS	119.83	-	119.83
1203150016017250	MD. WAHIDUZZAMAN	17.12	14.45	31.57
1203150018206391	MRS BILKIS	85.59	-	85.59
1203150018206415	AKLIMA AKTER	85.59	-	85.59
1203150022244474	MD ABU BAKAR SIDDIKY	34.24	-	34.24
1203150022244482	MD ABU BAKAR SIDDIKY	17.12	-	17.12
1203150051101479	MD ESMAIL	34.24	14.88	49.12
1203150051102580	NAZMA AKTER	85.59	-	85.59
1203150051102639	MD SAHIDUL ISLAM	85.59	6.80	92.39
1203180012347842	MD. SHAHIDUL ISLAM MOLLIK	-	8.50	8.50
1203180015483304	MD. ASHRAF HOSSAIN	-	197.63	197.63
1203180017345834	ASHIM KUMAR DEY	85.59	53.55	139.14
1203180018568708	MD KAMAL HOSSAIN	68.47	11.05	79.52
1203180023935578	MD KAMAL HOSSAIN	136.95	54.83	191.78
1203180024226761	MD ABDUR RAHIM	17.12	-	17.12
1203180040145901	SHALINA AKHTAR	51.35	10.63	61.98
1203180062865915	APURBA SEN SINGHA	-	0.43	0.43
1203210013541621	FERDOWSY AMIN	-	114.75	114.75
1203210013689985	MD. SERAJUL ISLAM	102.71	-	102.71
1203210014108895	PROF GOLAM ROBBANI	-	144.93	144.93
1203210015800936	MD. JASHIM UDDIN	102.71	58.65	161.36
1203210016076225	MD. ABULKHAIR	17.12	-	17.12
1203210018558801	AYESHA AKTHER (ASHA)	-	174.25	174.25
1203210030533339	NANDA CHANDRA	17.12	-	17.12
1203210032734864	SAMIA SARMIN HAQUE	51.35	90.10	141.45
1203210048767810	MD. ABUL KHAIR	17.12	5.10	22.22
1203210048767829	MARIAM BEGUM	17.12	5.10	22.22
1203210066608535	MD. ZIAUR RAHMAN	34.24	0.43	34.67
1203250012441822	OMAR FARUK KHAN	-	155.13	155.13
1203250013001665	ABUL MONSUR MD. ARIF	-	573.75	573.75
1203250022069763	S.M. ASHEKUZZAMAN	-	128.35	128.35
1203260011211200	Mohammad Kaikobad	-	59.50	59.50
1203260017246281	Shahidul Islam Chowdhury	-	170.55	170.55
1203260018944536	K.M. RAFIQU ALAM	17.12	16.15	33.27
1203260021962853	MD. ABDUL AZIM	51.35	52.70	104.05
1203260022675911	SHAHANAZ AKTER	-	14.45	14.45
1203260022675938	SHAHANAZ AKTER	-	14.45	14.45
1203260024506824	Jim Nasrin	102.71	16.58	119.29
1203260024506840	Shireen Afroz	85.59	11.48	97.07
1203260035708767	RABEYA BUSSRI	154.06	22.53	176.59
1203280020824055	MD. NASIR UDDIN MAHDI	-	23.38	23.38
1203280023281174	MD.HAFIZUR RAHMAN	102.71	21.25	123.96
1203300031120137	SHARIFUL ISLAM	-	24.23	24.23
1203300037070403	MD. ARIFUL ISLAM	136.95	39.10	176.05
1203300037070842	SATHEY AKTER	-	3.83	3.83
1203300050454858	MD.JAHID HOSSAIN	17.12	-	17.12
1203300050454874	MD.JAHID HOSSAIN	68.47	-	68.47
1203310037657255	MOHAMMED SHAHRIYAR	34.24	-	34.24
1203320021757503	MD HEDAETUL ISLAM FOISAL	-	5.10	5.10
1203350000011631	Mr. Dr. Arifur Rahman	136.95	-	136.95
1203370015547936	MD. MASUDUR RAHMAN	34.24	-	34.24
1203370024597460	MIRZA MUKSUDUR RAHMAN	51.35	-	51.35
1203390034021018	MD.MASUD RANA	-	212.50	212.50
1203390064799931	KHAIRUL ANAM	-	25.50	25.50
1203440045538117	MD. ABU KAUSER BHUIYAN	-	26.78	26.78
1203460021556148	MD BABUL	34.24	42.93	77.17
1203490021905315	ABDUL MATIN	51.35	10.63	61.98
1203510000232431	DR. SELINA PARVIN	34.24	-	34.24
1203510007945123	MD HAMIDUR RAHMAN	17.12	-	17.12
1203510010882701	MARIA MOON MOON ETY	17.12	-	17.12
1203510013141949	MURSHIDA KHAN	119.83	-	119.83

1203510015892419	MD. SOHEL AHMED	51.35	-	51.35
1203510018321073	KAZI ABDUS SATTAR	-	298.78	298.78
1203510039768072	EXCELLENT INVESTMENT LTD	154.06	-	154.06
1203520018248621	MRS. NAZMA SULTANA LODI	119.83	77.78	197.61
1203520036814140	MD. ANISUR RAHMAN	-	2.98	2.98
1203520045557505	Md.Rezaul Islam	-	42.50	42.50
1203530043371967	MD.MORSHEED ALAM	-	163.63	163.63
1203570021495355	MD. RUHUL AMIN	102.71	53.55	156.26
1203570054018255	LIZA AKTER	85.59	51.43	137.02
1203570064883271	MOHSINA AKTER	17.12	-	17.12
1203570065718991	MERJA SIDDEKUR RAHMAN	17.12	-	17.12
1203590029895311	MD. LUTFUR RAHMAN CHOWDHURY	136.95	742.05	879.00
1203600013765421	MOSAMMAD KADIJA BEGUM	68.47	-	68.47
1203600018019379	GAZI MD. ZAHIRUL ISLAM	154.06	-	154.06
1203600052126518	MD. NAZMUL HASAN TANVIR	119.83	35.70	155.53
1203610016423031	MOSAMMET SHAHNAZ SULTANA	-	85.00	85.00
1203610016540711	MD. MANJURUL KABIR KHAN	-	51.85	51.85
1203610019587006	MD. BELAYET HOSSAIN	85.59	268.60	354.19
1203610023668572	AHAMMED NOMAN	17.12	-	17.12
1203620012265421	MONIRA SIDDIQUIE POPPY	-	19.98	19.98
1203620012265638	MAHBUBA RAHMAN	-	140.25	140.25
1203620029714556	ZANE ALAM	119.83	-	119.83
1203620031910990	MRS, FARZANA PARVIN	-	280.50	280.50
1203620031920468	MRS, FARZANA PARVIN	-	116.88	116.88
1203620033324631	MOMOTAJ BEGUM	34.24	37.83	72.07
1203620064603796	BARNALI BARUA	-	7.65	7.65
1203630025984233	SAMPA MALLIK	102.71	44.63	147.34
1203650023550294	SYED ABDUL QUADER	68.47	-	68.47
1203680017867051	FARHAN JAMAN KHAN	68.47	-	68.47
1203680025842464	SOFIUL AZAM	34.24	-	34.24
1203680039782714	MOHAMMAD KAMAL HOSSAIN	51.35	1.28	52.63
1203680043515498	MAHMUD KHAN	68.47	53.13	121.60
1203680055125048	MUHAMMAD SHAHIDUL ISLAM	-	16.15	16.15
1203720050837190	MOSHARRAF HOSSAIN	34.24	-	34.24
1203730032929211	SREE WDDIP CHANDRA BANIK	119.83	-	119.83
1203780027733651	MR. PULOK REBERIO	-	9.35	9.35
1203780040138876	Md.Sumon Bepary	119.83	31.03	150.86
1203800045952713	Md Omar Faruk	-	340.00	340.00
1203810009198848	REZAUL KARIM MAJUMDER	-	73.95	73.95
1203810009198963	REZAUL KARIM MAJUMDER	-	43.35	43.35
1203810023285552	MASUDUR RAHMAN	85.59	11.48	97.07
1203810030510456	MOHAMMED NASIR UDDIN	51.35	24.65	76.00
1203810032198615	FATEHA SULTANA	-	7.23	7.23
1203810033798354	MD ANOWER HOSSAIN	102.71	-	102.71
1203810043694005	MD. SANWAR HOSSAIN	17.12	-	17.12
1203810045092602	RAYHAN AHMED	-	281.78	281.78
1203880023760611	MAGFERAT SWEETY	-	459.00	459.00
1203880030420088	MD. ABDUL HALIM	119.83	-	119.83
1203880033605999	AMENA KHATUN	17.12	-	17.12
1203880040154219	MONORANJAN KIRTUNIA	-	60.78	60.78
1203940031195106	MRS. JESMIN AKTHER	34.24	-	34.24
1203940035453877	MD. ABDUL MOTALEB	119.83	-	119.83
1203940035570507	MD. CHAND MAHMUD	85.59	53.55	139.14
1203940045077916	KHANDOKER WAHIDUL ISLAM	-	212.93	212.93
1203940063858450	MRS BILKIS BANU LUCKY	102.71	7.23	109.94
1203960038216531	MD. AOWLAD HOSSAIN	68.47	230.77	299.24
1204030007591946	SYED MOSHIHUR RAHMAN	-	425.00	425.00
1204030073645991	MD. SUJON MIA	-	0.85	0.85
1204050046251517	MD. SANA ULLAH MIA	-	26.35	26.35
1204090039431391	MOHAMMAD MINHAZ UDDIN	34.24	-	34.24
1204090040936793	SHAHIDUL ISLAM	136.95	-	136.95
1204130017046929	MD. MAJIBUR RAHMAN MRIDHA	34.24	-	34.24
1204130020795876	SHOJIB UDDIN	119.83	-	119.83
1204130035343841	SHOJIB UDDIN	85.59	-	85.59
1204170031696018	MAHFUZUL HAQUE	102.71	25.93	128.64
1204220018755169	MD. SHIPLU MIA	51.35	-	51.35
1204220018755225	MR. SOHEL	34.24	-	34.24

1204220054123716	ABUL KHAIR	85.59	-	85.59
1204220054125129	ABDUL JOLIL	136.95	-	136.95
1204220054125137	ABDUL JOLIL	102.71	-	102.71
1204220054132015	ABDUL MOTIN	136.95	-	136.95
1204220054132023	ABDUL MOTIN	136.95	-	136.95
1204220054167293	MR. MOFIJ	136.95	-	136.95
1204220054167309	MR. MOFIJ	136.95	-	136.95
1204220054720385	DELWAR HOSAIN	154.06	-	154.06
1204230022140405	JAHIRUL ISLAM	-	127.50	127.50
1204290039607913	MD ZAKIR CHOWDHURY	-	7.23	7.23
1204290073497501	JANNATUL FERDOUS	-	901.00	901.00
1204330021949976	TAMANNA AFROZ	68.47	-	68.47
1204390036107853	MD. FORIDUZZAMAN	17.12	-	17.12
1204430010926635	BILKIS AKTER	-	120.28	120.28
120446000093382	Muhammad Abul Kalam Azad	17.12	29.75	46.87
1204460022975261	KHANDKAR MOHAMMAD ALI	-	212.50	212.50
1204460045435666	MOHAMMAD ALI	85.59	-	85.59
1204470000773854	Moshmum Habib Chowdhury	-	82.88	82.88
1204470032335730	MD.KABIR UDDIN	34.24	-	34.24
1204500028559261	NASER UDDIN AHEMED	85.59	161.08	246.67
1204500032753912	A.K.M. KAMRUL ALAM	85.59	-	85.59
1204500036576605	MOHAMMAD ABUL KALAM	34.24	-	34.24
1204500052168393	SABEEN AZEEM	-	255.00	255.00
1204520034842091	MD. ASADUZZAMAN	-	6.38	6.38
1204520042719812	FARZANA KARIM	34.24	5.53	39.77
1204570033933976	MD.NAWSHAD MIAH	34.24	-	34.24
1204570038726990	MD. ATIK ULLAH	102.71	-	102.71
1204570042277787	KOHINOOR MOMTAZ	85.59	53.55	139.14
1204570042873839	RIPA AKTER	136.95	-	136.95
1204590042633784	Md Abdul Awal Chowdhury	154.06	622.63	776.69
1204590043199663	Golam Rezaul Idris	102.71	-	102.71
1204680045152071	NASRIM SULTANA	17.12	5.10	22.22
1204820034647830	Habibur Rahman	17.12	-	17.12
1205150045370444	MD. MIZANUR RAHMAN	17.12	0.43	17.55
1205590062101463	MOHAMMED MONSUR ALI	51.35	5.53	56.88
1205590062101554	MOHAMMED MONSUR ALI	51.35	5.53	56.88
1205590062171431	SYEDA MARUFA BASHAR	-	1.35	1.35
1205670018206391	MRS BILKIS	-	6.80	6.80
1205670018206415	AKLIMA AKTER	-	6.80	6.80
1205670051102580	NAZMA AKTER	-	6.80	6.80
1205820068662056	RIL-I/A:R2013	-	9.45	9.45
1301860014879151	AZIZUL HAKIM KHAN	85.59	-	85.59
1301860062658121	KOUSHIK RANJAN DEB	-	5.10	5.10
1601880017446444	MD. GOLAM MOWLA	68.47	0.43	68.90
1601880022020043	MST. RUKSHANA BEGUM	119.83	26.35	146.18
1601880031858561	MD MANZURUL HAQUE	-	6.38	6.38
1601880034857688	MOST AFROZA BEGUM	85.59	-	85.59
1601880037691521	MD. ZIAUL HAQUE	68.47	-	68.47
1601880038601081	ABDUL LATIF	85.59	-	85.59
1601880039601022	SAMI RAHMAN	85.59	-	85.59
1601880042549321	SEULI SARKER	-	121.55	121.55
1601880043165802	RANJIT PAUL	17.12	-	17.12
1601880043270969	MD. ASHRAFUL ISLAM	64.47	-	64.47
1601880043572760	NAIEM SHARAFAT	-	13.60	13.60
1603700050876294	MD ABDUL HAMID	-	225.00	225.00
1603700054763578	MD . ABDUL HAMID	-	153.90	153.90
1605220058400311	RIL-I/A:R1840	-	850.00	850.00
1605260058573160	SHAHBAJ TALAT	-	467.50	467.50
1605260064981986	MR. MD. AZAD HOSSAIN	-	242.55	242.55
1605550046940818	LBIL - L2147	-	637.50	637.50
1605260064981986	MR. MD. AZAD HOSSAIN	-	242.55	242.55
1605550046940818	LBIL - L2147	-	637.50	637.50
	Grand Total	38,550.69	66,312.96	104,863.65

Unclaimed Stock Dividend as on 30-09-2022

Sl.	FOLIO	NAME	Year-2019
			No. of Shares
1	00015	COL. ABU NAYEEM AMIN AHMED	23
2	00019	MIR. MOHAMMAD MOHSIN	23
3	00021	A.B.M. FAZLUL HOQUE	38
4	00023	MRS. SHAHARA BEGUM CHOUDHURY	50
5	00033	AFZAL HOSSAIN SIKANDARI	54
6	00034	AFZAL HOSSAIN SIKANDARI	3
7	00045	MD. ASHIQUR RAHMAN	23
8	00046	MRS. REHANA KHATOON	23
9	00047	MD. ATIQRUR RAHMAN	23
10	00055	KHALILULLAH KHAN	23
11	00064	MD. IQBAL	23
12	00095	BASHIRUL HAQ	23
13	00096	ENAMUR RASHID	23
14	00102	MRS MAHMUDA BEGUM	23
15	00103	RABIA KHATUN	23
16	00106	MD. MOSARRAF HOSSAIN	23
17	00107	ABDUS SAJUD CHOWDHURY	23
18	00108	MR. ZAFAR AHMED CHOWDHURY	17
19	00109	KHALADA SUJATA PARVIN	1
20	00113	MR. ABDUL MANNAN	23
21	00117	MAJ M. IQBAL ALI (RETD)	23
22	00119	BRIG TAUHID AHMED (RETD)	23
23	00120	COL SARWAR HOSSAIN	23
24	00121	MR. MAHBUB AHMED	23
25	00122	MD. SHERAZUL ISLAM BHUIYAN	23
26	00123	MISS NASRIN NAHAR	23
27	00124	MD. JOYNAL HOSSAIN	23
28	00125	MR. MD. AMIR HOSSAIN	23
29	00126	MR. MD. ARIF HOSSAIN	23
30	00127	MISS. SHIRIN NAHAR	23
31	00344	MOHAMMAD ALAMGIR	23
32	00345	SAIFUL ISLAM	23
33	00346	M.A. WAHAB	23
34	00347	YEAD-E-ELAHI	23
35	00348	M.A.ZINNAH BHUIYAN	23
36	00350	S.M. DELWAR HOSSAIN	23
37	00356	MD ANOWAR HOSSAIN	23
38	00358	NURUDDIN F. ZULFIQURE	23
39	00360	SHAFIQUR RAHMAN	23
40	00365	HEMAYET UDDIN MOLLAH	23
41	00366	MD SHAHIDULLA	23
42	00369	S.M. YAHIA	23
43	00370	MIRNAL KUMER DEY	23
44	00371	SK.M. ASHRAF HOSSAIN	23
45	00372	MOHAMMAD SALIM	23
46	00373	MD. BAHAUDDIN	23
47	00374	MD. HASNAIN	23
48	00375	GOLAM RABBANI	23
49	00385	M/S NEONCO	23
50	00386	MOHAMMAD ZAKI	23
51	00407	S.M. AFZALUR RAHIM SIDDIQUEI	23
52	00425	MR. ABDUL KHAIR	3
53	00432	MRS. MAHMUDA KHAYER	3
54	00439	MRS. ROUNOK ARA	3
55	00440	MR.MD. SHAMSUL HOQUE	3
56	00447	MR. AMIR HOSSAIN	3
57	00467	A.T.M. ABDUL JABBER	19
58	00473	MRS. SAHANARA BEGUM	19
59	00475	MR. ANAWAR IMAM	19

60	00476	ANWAR IMAM	19
61	00490	MD. ABDUL WAHAB	19
62	00491	MRS. SULTANA REZIA BEGUM	19
63	00492	MESBAHUDDIN AHMED	19
64	00545	MRS. SELINA BANU	19
65	00550	MR. JALAL UDDIN AHMED	19
66	00578	MD. MOMTAZ HOSSAIN (BULBUL)	19
67	00594	PROF. SUVASH CHANDRA PAUL	19
68	00595	ILA RANI PAUL	19
69	00596	SHYAMALI PAUL	19
70	00649	MR. MD. LUTFUR RAHMAN	19
71	00650	MRS. SALINA PARVIN	19
72	00651	FIROZA BEGUM	19
73	00652	BEGUM LATIFAKHA TOON	19
74	00653	MD. LUTFAR RAHMAN	19
75	00732	MD. ABDUL WAHAB	19
76	00734	MD. ABDUL MANNAN	19
77	00859	MD. ABDUL WAHAB	19
78	00860	MD. ABDUL WAHAB	19
79	00884	MRS. MAHFUZA IMAM	19
80	00885	MRS. MAHFUZA IMAM	19
81	00886	MR. RAFI IMAM	19
82	00887	MR. SHAFI IMAM	19
83	00894	MD. ABDUL WAHAB	19
84	00899	MD. KHAIRUZZAMAN	3
85	00925	DR. MOHAMMAD NURUL ISLAM	23
86	00930	MRS. HOSNE ARA ALAM	19
87	00937	MR. ASADUL ISLAM	19
88	01008	GOLAM MOHIUDDIN	19
89	01023	MR. IFTEKHARARSHED HUSAIN	19
90	01028	MR. SYED KAMAL UDDIN	19
91	01145	MR. NAHID HASAN KHAN	19
92	01170	MR. ATIQUR RAHMAN	19
93	01184	MRS. SHIRINA ISLAM	3
94	01195	MIRZA M. EYAHIA	19
95	01211	MR. ZAHIRUDDIN BABUR	3
96	01238	MR. RIZWANUL AMIN	19
97	01337	MRS. SHAHANA RAHMAN	19
98	01340	MRS. HABIBUN NESSA CHOWDHURY	19
99	01362	MR. WAHIDUDDIN CHOWDHURY	23
100	01367	MR. ABDUR RAB HOWLADER	19
101	01373	MR. NURUL ISLAM	19
102	01382	HUSNE ARA SULTANA	23
103	01391	MRS. TAMINA BEGUM	19
104	01408	ZAKARIA SULTANA	3
105	01414	MRS. ROKEYA BEGUM	19
106	01501	A.K.M FAKRUL ISLAM	19
107	01504	MD. ABDUR RASHID	3
108	01519	MRS. SHAHANA ALAM	19
109	01543	KABIRUL ISLAM	19
110	01613	DR. A.H. CHOWDHURY	3
111	01732	MR. AL-AMIN AHMED	19
112	01740	FOYEZ ALI CHOWDHURY	19
113	01741	BELAYET HOSSAN KHAN	19
114	01742	ZAHEDUL HAQUE	19
115	01748	MRS. HENA EKHLAS	6
116	01753	MR. MD. HASANUZZAMAN	19
117	01754	MAHFUZA ISLAM	19
118	01755	MD. MUFA KHAIRUL ISLAM	19
119	01756	MRS. MAHFUZA ISLAM	19
120	01824	DR. KHAN M.A. MANZUR	3
121	01832	AFZAL HOSSAIN SIKANDARI	19
122	01838	KAZI AHMEDUL ISLAM	3
123	01856	MR. KAZI KAMAL	3
124	01858	MISS TAMANNA SULTANA	19

125	01922	SULTANA QUARAISHI	19
126	02020	MANSUR AHMED CHOWDHURY	19
127	02101	MRS. AYESHA NAHAR	19
128	02221	MR. JAHNGIR HOSSAIN	3
129	02230	MR. SHAMSAD RAHMAN	3
130	02360	MRS. PARVEEN BEGUM	19
131	02383	MD. ABDUL MATIN	23
132	02388	MD. HOSSAIN ALI	19
133	02389	MRS. SELINA AKHTER	19
134	02390	MD. ZAINAL ABEDIN	19
135	02391	MRS. BEGUM RAUSHANARA	19
136	02392	MR. MD. Z ABEDIN	19
137	02455	MRS. HOSNE ARA BEGUM	19
138	02456	MD. AFSARUDDIN	19
139	02460	SYEDA AKHTER HOSSAIN	19
140	02461	RAFIQ UDDIN SARKER	23
141	02467	MD. MONIRUL HAQUE	19
142	02468	YOUSUF KHAN	19
143	02529	MRS. KHADIZA BEGUM	19
144	02608	HELEN RAHMAN	19
145	02612	QUAZI ATIQUZZAMAN	23
146	02613	JAHANARA BEGUM	19
147	02614	SYED FARHANA HAIDER	19
148	02615	SYED FARHANA HAIDER	19
149	02617	F. FAZLUR RAHMAN	19
150	02618	MRS. KAMRUN NAHAR	19
151	02620	ZAKARIA MILLON	19
152	02630	M.M. REZAUL KARIM	19
153	02633	KAMRUL ISLAM	19
154	02634	NUSRAT KARIM	19
155	02635	SAIDA AFROZ BANU	19
156	02641	KAZI MESBAHUDDIN	19
157	02642	MR. AFTABUR RAHMAN	23
158	02644	MRS. YESMIN ZAMAN	19
159	02647	DR. MUHIUDDIN KHAN ALAMGIR	19
160	02648	ASMA TAMKEEN	19
161	02653	MR. SHAHIQ KHAN	19
162	02654	MR. YOUSUF KABIR	19
163	02657	ZIAUDDIN AHMED	19
164	02673	MR. A.K.M. HABIBUR RAHMAN	19
165	02674	SYED NASIM MANSUR	19
166	02675	MONIZE MANSUR	19
167	02677	MD. RUHUL AMIN	19
168	02678	ANWAR HOSSAIN BHUIYAN	19
169	02679	SALMA PARVEEN	19
170	02682	MR. SADEQ HOSSAIN	19
171	02686	MR. FARHAD HOSSAIN	19
172	02687	HASAN JAMIL SIDDIQUE	19
173	02689	GAZI SIDDIQUE	19
174	02690	MR. MOSHARROF HOSSAIN	23
175	02693	MD. MASUKUR RAHMAN	19
176	02694	MR. MOTIOR RAHMAN	19
177	02797	MD BABUL	19
178	02894	JAKIRUDDIN AHMED CHOW.	3
179	02897	MOMOTAZ LODI	19
180	02900	MD. MUSTAFA KHAIR	19
181	02901	MISS DINA KHAIR	19
182	02902	MD. MURTAZA KHAIR	19
183	02903	ABUL KASHEM MONDAL	19
184	02904	NEAZ AHMED	19
185	02905	JAHRA HASINA PARVEEN	19
186	02916	MD. SELIM CHOWDHURY	19
187	02920	SHIREEN SHEIK	19
188	02934	SYED AKHTER HOSSAIN	23
189	02951	ELA HAQUE	19

190	02952	DR. RUHUL HAQUE	19
191	02957	A.F.M. ALAMGIR	19
192	02960	TAHMINA RITA CHOWDHURY	19
193	02963	MD. KHURSHID ALAM SARKER	19
194	02966	NAJHAT FARID	23
195	02969	ABUL KALAM CHOWDHURY	19
196	02973	MD. MOHIUDDIN AHMED	19
197	02974	SHAIZA KHAN	23
198	02975	GULAM RAHMAN	19
199	02977	SHAILA KHAN	19
200	02978	DASTAGIR MD. ADIL	19
201	02979	MD. ABDUR RAHIM	19
202	02980	MRS. HAZRA KHATUN	19
203	02994	ATAUR RAHMAN	19
204	02995	HASAN BIN HOSSAIN	19
205	02996	FAZLE RABBI MAHMUD HASSAN	19
206	02997	SHAMSE ARA HASAN	19
207	02998	MRS. AMINA ALI	19
208	03002	SAZZAD -UR- RAHMAN	19
209	03003	MD. MAHIMUD BAKSH	19
210	03004	MD. MOKBUL BAKSH	19
211	03005	MD. MOKSHED BAKSH	23
212	03006	MST. KANEZ FATAMA	19
213	03007	MST. AKHTER -UN- NESSA	19
214	03008	MST. KAMRUN - NESSA	19
215	03009	MOSIUDDIN CHOWDHURY	19
216	03010	MD. ZAKIR HOSSAIN	19
217	03011	MST. TAUFA AHMED NASREEN	19
218	03017	MONIRUL ISLAM	19
219	03024	SYDA SAFINA KHATUN	19
220	03027	MD. SALEH- UD - DOWLA	19
221	03030	SUFIA BEGUM	19
222	03032	MAHBUBUL ISLAM	19
223	03035	MD. ABU SYED	19
224	03036	ROWSHAN ARA BEGUM	19
225	03042	MRS. ANJU HOSSAIN	19
226	03043	MRS. AMENA AHMED	19
227	03047	ABDUL FAZAL	19
228	03049	A.K.M. SHAMSUDDIN CHOWDHURY	19
229	03052	A.F.M. RAFIQUK KADER	19
230	03054	M.A. WADUD	19
231	03055	M.A. WADUD	23
232	03056	MRS. A.WADUD	3
233	03092	SHAMSUL HUDA	3
234	03103	MD. NURUN NABI	19
235	03104	MD. ABUL HASHEM CHOWDHURY	19
236	03136	M.A KASHEM	23
237	03139	MRS. SHIPRA RANI	23
238	03140	FOUZIA YASMIN	12
239	03144	ZILANI MAHBUBUR RAHMAN	23
240	03155	INVESTMENT CORPORATION OF BANGLADESH	58
241	03156	INVESTMENT CORPORATION OF BANGLADESH	19
242	03158	INVESTMENT CORPORATION OF BANGLADESH	38
243	03159	INVESTMENT CORPORATION OF BANGLADESH	38
244	03160	INVESTMENT CORPORATION OF BANGLADESH	77
245	03162	MD. SHAMI ULLAH	3
246	03164	MRS. FEROZA AKHTER	50
247	03165	ZAHIR UDDIN AHMED	11
248	03171	INVESTMENT CORPORATION OF BANGLADESH	77
249	03174	MD. ABDUL QAIUM	19
250	03180	MD. SHAMSUL HAQUE	50
251	03181	MD. HAIDARUL HAQUE MIA	14
252	03185	MR. SHAMSUL ARIF	108
253	03188	MRIDUL CHANDRA DAS	5
254	03189	MD. HAFIZUR RAHMAN	77

255	03196	AMENA KHATOON	89
256	03197	SHAMSUL HUQ	81
257	03199	MD. WAHED IQBAL (TUTU)	23
258	03200	MD. NAZMUL ALAM CHOW.	50
259	03204	KAZI ZAHURUL ALAM	23
260	03205	MD. HARUN -UR-RASHID	23
261	03213	NURJAHAN BEGUM	23
262	03218	FARID AHMED	3
263	03219	MD. SAFIQL ALAM	23
264	03231	AMAL DEBNATH	3
265	03232	MD. ALI HASAN	50
266	03237	MD. MURAD HOSSAIN	38
267	03239	MD. ENDADUL HAQUE	11
268	03243	JABEEN JAHAN	3
269	03253	MR. AHARSHADUL ISLAM	23
270	03257	MR. TOWFIQUL ISLAM	3
271	03263	SABINA ALI	38
272	03266	FEROZA AHMED	3
273	03270	COL. SHAIKH ABDUR RAHMAN PSC (RETD)	19
274	03272	RIZIA HUQ	23
275	03273	SK. FEROZ HOSSAIN	23
276	03274	LT. COL. FARUQ AHMED CHOW.	15
277	03279	SHAHAJADA TALUKDAR	23
278	03280	MRS. SURIYA PARVEEN SHEWLEY	23
279	03281	MD. ZAKIR HOSSAIN MIAH	50
280	03290	MUHAMMAD ASHARAF ALI	19
281	03292	KAZI SAIF UDDIN	5
282	03301	IMTIAZ HASIB	73
283	03304	MRS. HASINA ALI	50
284	03308	MRS. ROUSHAN ARA YUNUS	19
285	03309	SHARIF ABDUL AWAL	3
286	03311	ZEENATH BHAM	19
287	03312	LT. COL. YOUNUS	38
288	03313	LT. COL. YOUNUS	38
289	03366	MOHAMMED ZAINUL ABEDIN	23
290	03372	MR. AGHA YUSUF	704
291	03375	MR. FAZLU MIAH	1125
292	03379	MRS. ROKEYA BEGUM	3
293	03399	NAZMA SULTANA LODI	3
294	03419	RAHMAN MAKSUD	3
295	03433	M.N. KHAN LODI	3
296	03444	MD. NASIR UDDIN	23
297	03445	IBNEY SAUD	23
298	03460	MR. S.M. ABUL HUSAIN	19
299	03465	MD. AWLAD HOSSAIN KHAN (ADVOCATE)	23
300	03533	MR. NASIR-UR-RAHMAN SINHA	3
301	03536	MUJIBUL HUQUE	3
302	03554	MD. MANIRUL HAKIM	
303	03561	MD. AHSAN MOZLISH	3
304	03567	COL. (RTD) MD. YOUNUS	3
305	03589	M. JAHURUL HUQ TALUKDER	69
306	03591	M. JAHURUL HUQ TALUKDER	31
307	03592	MD. IQBAL HOSSAIN	23
308	03593	SHUJA UDDIN AHMED	23
309	03598	HASHEM UDDIN AHMED	3
310	03620	MD. AKRAM HOSSAIN	23
311	03621	MD. AKRAM HOSSAIN	73
312	03622	MD. HARUNUR RASHID	23
313	03628	MOUTASIM BILLAH/SYEDA ZAREEN BUSHARA	11
314	03651	ZINNAT ARA KHOSNABISH	19
315	03654	MOFZZAL HOSSAIN	3
316	03660	SYED ANWER HOSSAIN	3
317	03662	MD. SHADULLAH	3
318	03681	SYED MOFIZUR RAHMAN	19
319	03793	KAMRUL AHSAN	3

320	03809	KASHEM ALI	11
321	03814	SYED ALAUDDIN AHMED	23
322	03815	BADRUL AMIN ARZU	3
323	03824	A.F.M. LIAQUET ALI	3
324	03830	SYED AZIZUDDIN HOSSAIN	50
325	03873	ABDUL MAZED	23
326	03876	GOLAM FAROOK	7
327	03881	NASREEN HUSSAIN	0
328	03886	SHARIF MD. ASHRAFUL MATIN	1
329	03892	G.M. AYUB	3
330	03895	ABDUL MAZED	50
331	03906	BAHIZA HOQUE	3
332	03909	ABDUL HAFIZ	93
333	03918	MD. SHAMIUL HOQUE	3
334	03926	IBRAHIM RAHMATULLAH	50
335	03931	MD. MOSLEM UDDIN KHAN	3
336	03935	SARKER ABDUS SALIM	3
337	03940	IMTIYAZ HUSAIN	3
338	03941	SHARMIN HUSAIN	3
339	03946	ABDUL MAZED	23
340	03948	MEHERUN NESSA KHANAM	3
341	03949	S. M. BATEN	3
342	03950	MD. ZAINUL ABEDIN	3
343	03951	MD. FAKHRUL ALAM KHAN	3
344	03952	LT. COL. MD. SHAHIDULLAH	3
345	03955	ZEB-UN-NESA	50
346	03958	MD. KHALEDUZZAMAN	23
347	03968	HELALUDDIN AHMED	127
348	03974	HASNA HENA	516
349	03976	HAFIZUR RAHMAN CHOWDHURY	3
350	03980	MD. ABUL FAZAL	3
351	03982	MOHAMMAD SHOWAYEIB SHARIF	23
352	03985	MD. NURE-ZZAMAN	3
353	03990	SHERIEF M.A. RAHMAN	19
354	03991	MD. MOJIBUR RAHMAN	3
355	03992	MOHAMMED MUZAMMEL HAQUE	3
356	03994	MAKSUDA AKTHER	3
357	04015	MOTALEB HOSSIN	3
358	04016	MD. RAJUIL ISLAM	3
359	04017	MOHSIN HUSSAIN	3
360	04018	MD. MOBARAK HOSSAIN	3
361	04057	MD. FAKHRUL ISLAM	38
362	04074	A.S. SHAHUDUL HUQUE BULBUL	194
		Total :	9790